



FY 2024 FINANCIAL PLAN


(In Thousand Pesos)


Department : Department of Health (DOH)
 Agency/Entity : Office of the Secretary
 Operating Unit : Far North Luzon General Hospital and Training Center
 Organization Code (UACS) : 13 001 140023

Particulars	UACS CODE	Current Year's Obligation				Budget Year Obligation Program									
		Actual Jan. 1 - Sept. 30	Estimate Oct. 1 - Dec. 31	Total	Total	GAAAO (ANNEX A)					FOR ISSUANCE OF GARO / SARO				
						Quarter 1	Quarter 2	Quarter 3	Quarter 4	Sub Total	Quarter 1	Quarter 2	Quarter 3	Quarter 4	Sub Total
1	2	3	4	5=3+4	6=11+16	7	8	9	10	11=7+8+9+10	12	13	14	15	16=12+13+14+15
I. Budget Year / Appropriations		230,367	73,331	303,698	314,569	74,274	83,889	70,626	85,780	314,569	0	0	0	0	0
Operations	3000000000000000	230,367	73,331	303,698	314,569	74,274	83,889	70,626	85,780	314,569	0	0	0	0	0
HEALTH FACILITIES OPERATION PROGRAM	3201000000000000	230,367	73,331	303,698	314,569	74,274	83,889	70,626	85,780	314,569	0	0	0	0	0
CURATIVE HEALTH CARE SUB-PROGRAM		230,367	73,331	303,698	314,569	74,274	83,889	70,626	85,780	314,569	0	0	0	0	0
Operations of DOH Regional Hospitals and Other Health Facilities	320101100003000	230,367	73,331	303,698	314,569	74,274	83,889	70,626	85,780	314,569	0	0	0	0	0
PS		166,935	51,069	218,004	225,156	50,274	61,389	48,126	65,367	225,156	0	0	0	0	0
MOOE		63,432	22,262	85,694	89,413	24,000	22,500	22,500	20,413	89,413	0	0	0	0	0
II. Automatic Appropriations		14,211	4,633	18,844	19,099	4,773	4,774	4,776	4,776	19,099	0	0	0	0	0
Retirement and Life Insurance Premiums		14,211	4,633	18,844	19,099	4,773	4,774	4,776	4,776	19,099	0	0	0	0	0
Operations	3000000000000000	14,211	4,633	18,844	19,099	4,773	4,774	4,776	4,776	19,099	0	0	0	0	0
HEALTH FACILITIES OPERATION PROGRAM	3201000000000000	14,211	4,633	18,844	19,099	4,773	4,774	4,776	4,776	19,099	0	0	0	0	0
CURATIVE HEALTH CARE SUB-PROGRAM		14,211	4,633	18,844	19,099	4,773	4,774	4,776	4,776	19,099	0	0	0	0	0
Operations of DOH Regional Hospitals and Other Health Facilities	320101100003000	14,211	4,633	18,844	19,099	4,773	4,774	4,776	4,776	19,099	0	0	0	0	0
PS		14,211	4,633	18,844	19,099	4,773	4,774	4,776	4,776	19,099	0	0	0	0	0
TOTAL, Current Year Budget / Appropriations		244,578	77,964	322,542	333,668	79,047	88,663	75,402	90,556	333,668	0	0	0	0	0
PS		181,146	55,702	236,848	244,255	55,047	66,163	52,902	70,143	244,255	0	0	0	0	0
MOOE		63,432	22,262	85,694	89,413	24,000	22,500	22,500	20,413	89,413	0	0	0	0	0
Recapitulation by Program		244,579	77,964	322,543	333,668	79,047	88,663	75,402	90,556	333,668	0	0	0	0	0
HEALTH FACILITIES OPERATION PROGRAM	3201000000000000	244,579	77,964	322,543	333,668	79,047	88,663	75,402	90,556	333,668	0	0	0	0	0

Certified Correct:

 MARK ANGELO M. UBAY
 Administrative Officer IV
 Date: Oct-17

Certified Correct:

 BRYAN JANE T. HORDADO
 Administrative Officer V
 Date: Oct-17

Recommending Approval By:

 BRENDA B. BAYANI
 Supervising Administrative Office
 Date: Oct-17

Approved By:

 MARLENE V. LUBO, MD, FPPS, MHA
 Medical Center Chief I
 Date: Oct-17