



Republic of the Philippines
Department of Health
OFFICE OF THE SECRETARY

07 December 2012

HON. FLORENCIO B. ABAD
Secretary, Department of Budget and Management
Chairman, AO 25 Inter-Agency Task Force

Dear **Secretary Abad**,


Relative to the adoption of the Performance Based Incentive System by the different government agencies through Executive Order No. 80 and Memorandum Circular 2012-1, 2012-2, and 2012-3, may we submit to you the accomplishments of the Department of Health as of November 30, 2012 which is outlined in the attached Form A, Form A-1, and Form B. A separate Form A-1 is likewise attached for the GOCCs under DBM (Lung Center of the Phils, Natl Kidney and Transplan Institute, Phil. Children's Medical Center, Phil. Heart Center). The Philippine Health Insurance Corporation, which is also a GOCC, will be submitting its accomplishments separately.




In addition, we are also submitting the DOH Report on Ageing of Cash Advances classified by category as well as the Guidelines for Rating and Ranking DOH Units and Individuals for Performance-Based Bonus FY 2012.

We hope you find everything in order.

Very truly yours,


ENRIQUE T. ONA, MD
Secretary
Department of Health



Health Policy Development and Planning Bureau	Health Policy, Finance, and Research Development Cluster	Office of the Secretary of Health
		
Dr. LILIBETH C. DAVID Director IV	Dr. MADELEINE DE ROSAS-VALERA Assistant Secretary	Dr. JAIME Y. LAGAHID Head, Executive Assistant
Date:	Date:	Date:

CASCADING OF DEPARTMENT PERFORMANCE TARGETS

DEPARTMENT: DEPARTMENT OF HEALTH

MFOs AND PERFORMANCE INDICATORS (1)	DEPARTMENT CY2012 BUDGET ('000) (2)	DEPARTMENT CY 2011 ACTUAL ACCOMPLISHMENT (3)	DEPARTMENT FY 2012 TARGET (4)	DEPARTMENT FY 2012 ACCOMPLISHMENTS (5)	RESPONSIBLE BUREAUS / DELIVERY UNITS (5)	FY 2012 QUARTERLY TARGETS /ACCOMPLISHMENTS (6)								REMARKS
						QUARTER 1		QUARTER 2		QUARTER 3		QUARTER 4		
						TARGETS	ACCOMP	TARGETS	ACCOMP	TARGETS	ACCOMP	TARGETS	ACCOMP	
Number of evidence based policies, plans, programs, systems developed as scheduled		8,108	3,249	3,697	HPDPB, HHRDB, BIHC, BLHD, FDA, BHFS, BHDT, BOQ, NCPAM, NEC, NCDPC, PNAC, NCHP, HEMS, NCHFD, ALL CHD's and DOH HOSPITALS, NNC, POPCOM, PITAHC	776	873	838	979	869	1,043	766	802	Inclusions: AO, DO, DM, Resolutions, Position Paper, Manuals, JMC, MOA, Info systems 2011 accomplishment was found to be excess in number due to differences in interpretation of the inclusions/qualifiers. 2012 target was based on corrected data from
Number of policies circularized that were approved by the DOH Execom members based on prescribed guidelines on policy development		811	1,970	2,380		465	565	517	588	542	757	446	470	Inclusions: Policies posted on website, published in newspaper, or issued as memorandum circulars or thru other print media

CASCADING OF DEPARTMENT PERFORMANCE TARGETS


DEPARTMENT: DEPARTMENT OF HEALTH


MFOs AND PERFORMANCE INDICATORS (1)	DEPARTMEN T CY2012 BUDGET (*000) (2)	DEPARTMENT CY 2011 ACTUAL ACCOMPLISHMENT (3)	DEPARTMENT FY 2012 TARGET (4)	DEPARTMENT FY 2012 ACCOMPLISHMENTS	RESPONSIBLE BUREAUS / DELIVERY UNITS (5)	FY 2012 QUARTERLY TARGETS /ACCOMPLISHMENTS (6)								REMARKS
						QUARTER 1		QUARTER 2		QUARTER 3		QUARTER 4		
						TARGETS	ACCOMP	TARGETS	ACCOMP	TARGETS	ACCOMP	TARGETS	ACCOMP	
Number of advocacy packages developed as scheduled		4,804	5,578	5,635	HPDPB, HHRDB, BIHC, BLHD, NCPAM, NEC, NCDPC, PNAC, NCHP, HEMS, NVBSP, ALL CHD's, NNC, POPCOM, PITAHC	1,371	1,532	1,431	1,504	1,462	977	1,314	1,622	Inclusions: Community meetings, IEC campaigns, IEC materials, orientation, Press Con, media interviews, launching, drills, grants, etc. done to increase awareness,
MFO 2: Capacity enhancement of LGU's and other stakeholders	26,157,629													
% of population enrolled in NHIP		82% (78.87M / 95.74M)	100% (95.74M / 95.74M)	c/o PhilHealth	PhilHealth							100% (95.74M / 95.74M)	c/o PhilHealth	Includes those enrolled in all PhilHealth sectors and their beneficiaries out of the estimated total Phil. Population
Number of training courses conducted as scheduled		10,492	40,696	39,006	HPDPB, HHRDB, BIHC, BLHD, FDA, BHFS, BHDT, BOQ, NCPAM, NEC, NCDPC, PNAC, NCHP, HEMS, NCHFD, ALL CHD'S, NNC, POPCOM, PITAHC	10,119	6,721	10,247	10,641	10,224	8,785	10,106	12,859	Training batches of same course or different training courses, # of classes 2012 target for training courses is high because of the 38,455 target of PopCom.


CASCADING OF DEPARTMENT PERFORMANCE TARGETS

DEPARTMENT: DEPARTMENT OF HEALTH

MFOs AND PERFORMANCE INDICATORS (1)	DEPARTMENT CY2012 BUDGET ('000) (2)	DEPARTMENT CY 2011 ACTUAL ACCOMPLISHMENT (3)	DEPARTMENT FY 2012 TARGET (4)	DEPARTMENT FY 2012 ACCOMPLISHMENTS	RESPONSIBLE BUREAUS / DELIVERY UNITS (5)	FY 2012 QUARTERLY TARGETS /ACCOMPLISHMENTS (6)								REMARKS
						QUARTER 1		QUARTER 2		QUARTER 3		QUARTER 4		
						TARGETS	ACCOMP	TARGETS	ACCOMP	TARGETS	ACCOMP	TARGETS	ACCOMP	
% of operational health software with 98% required uptime	189,065	100% (15/15)	100% (15/15)	100% (15/15)	IMS	100% (15/15)	100% (15/15)	100% (15/15)	100% (15/15)	100% (15/15)	100% (15/15)	100% (15/15)	100% (15/15)	
Number of weeks with notifiable disease surveillance reports	136,948	48 weeks	48 weeks	48 weeks	NEC	12 weeks	12 weeks	12 weeks	12 weeks	12 weeks	12 weeks	12 weeks	48 weeks	4 weeks/month x 12 months
C. General Administration Services	293,641													
# of DOH Offices that achieved and maintained their ISO 9001:2008 Certification performance levels		0	19	19	FINANCE SERVICE, PROCUREMENT SERVICE, ADMINISTRATIVE SERVICE, LEGAL SERVICE, AND OTHER CENTRAL OFFICE BUREAUS AND CENTERS +					19	19	19	19	
% of public bidding posted in PHILGEPS		100% (161/161)	100%	100% (180/180)	PROCUREMENT SERVICE	100%	46/46 (100%)	100%	48/48 (100%)	100%	75/75 (100%)	100%	11/11 (100%)	Items for bidding posted in PHILGEPS are based on packages from the Annual Procurement Plan
TOTAL	42,809,378													

Prepared by:  **LILIBETH C. DAVID, MD, MPH, MPM, CESO III** 12-7-2012
 Director IV, Health Policy Devt and Planning Bt Date

 **MADELEINE DE ROSAS-VALERA, MD, MScIH (Heidelberg)** 12-7-2012
 Assistant Secretary of Health Date

Approved by:  **ENRIQUE T. ONA, MD** 12-7-2012
 Secretary of Health Date

**DETAILS OF BUREAU/DELIVERY UNIT PERFORMANCE INDICATORS AND TARGETS
CY 2012**

DEPARTMENT: DEPARTMENT OF HEALTH

Major Final Outputs/Responsible Bureaus (1)	Performance Indicator 1 (2)	Total												Performance Indicator 3 (6)	Number of advocacy packages developed as scheduled (7)																				
		Q1			Q2			Q3			Q4																								
		T	A	T	A	T	A	T	A	T	A	T	A			T	A																		
Major Final Output 1: Policies Developed To Achieve Universal Health Care Aba Kalusugan Panglahatan, Particularly To Increase Financial Risk Protection, Access To Quality Health Facilities And To Attain Health Millennium Development Goals (MDG's)	Performance Indicator 2 (4)	(3)												Performance Indicator 3 (6)	Number of advocacy packages developed as scheduled																				
		(5)																																	
# of policies circularized that were approved by the DOH Execom members based on prescribed guidelines on policy development																																			
Health Policy Development and Planning Bureau		38	41	39	56	39	23	39	22	155	142		8	5	8	9	8	11	8	4	32	29													
Health Human Resource Development Bureau (HHRDB)		3	5	3	5	3	2	2	10	11	22									1	4	1	4												
Bureau of International Health Cooperation		3	10	4	3	4	5	4	21	15	39		3	1	4	1	4	8	4	4	21	15	31		3	4	4	7	4	4	4	4	23	15	
Bureau of Local Health Development (BLHD)		2	2	3	3	3	3	3	3	11	11		1	1	2	2	1	1	1	1	3	5	7												
Food and Drug Administration		5	5	5	10	5	7	5	3	20	25		3	11	3	10	3	7	3	3	3	12	31												
Bureau of Health Facilities and Services		2	2	0	0	3	3	0	3	5	8		2	2	0	0	3	3	0	7	5	12	12												
Bureau of Health Devices and Technology		8	3	8	2	8	20	8	10	32	35																								
Bureau of Quarantine		8	8	8	8	8	8	9	11	33	35		7	7	7	7	7	7	7	6	28	27	27												
National Center for Pharmaceutical Access and Management		14	20	14	10	14	17	15	6	57	53		3	2	3	4	3	7	4	1	13	14	14		1	1	1	1	2	1	1	1	2	5	
National Center for Disease Prevention and Control (NCDPC)		2	2	3	2	1	4	0	13	6	21		1	1	1	2	1	4	1	13	4	20	20		1	2			1	1			1	2	4
NCDPC-IDO (Elimination of diseases as public health threat)		6	8	6	6	7	12	6	7	25	33		6	5	6	8	7	10	6	3	25	26	26		1	3	1		1	5	2	1	4	10	

**DETAILS OF BUREAU/DELIVERY UNIT PERFORMANCE INDICATORS AND TARGETS
CY 2012**

DEPARTMENT: DEPARTMENT OF HEALTH

Major Final Outputs/Responsible Bureaus (1)	Performance Indicator 1 (2)	Q1		Q2		Q3		Q4		Total		Performance Indicator 3 (6)	Q1		Q2		Q3		Q4		Total			
		T	A	T	A	T	A	T	A	T	A		T	A	T	A	T	A	T	A	T	A	T	A
		(3)												(7)										
Major Final Output 1: Policies Developed To Achieve Universal Health Care Ala Kabusugan Pangalahatan, Particularly To Increase Financial Risk Protection, Access To Quality Health Facilities And To Attain Health Millennium Development Goals (MDG's)	Number of evidence-based policies, plans, programs, and systems developed as scheduled	Number of policies circulated that were approved by the DOH Execom members based on prescribed guidelines on policy development																						
Performance Indicator 2 (4)	(5)																							
NCDP-C-IDD (Rabies Control Program)	On prevention and control of Rabies	2	3	3	6	3	6	3	2	11	17	16	16	3	3	3	4	3	4	1	22	24		
NCDP-C-IDD (TB Control)	On prevention and control of TB	0	0	1	1	1	1	0	1	2	3	7	9	28	23	6	7	5	8	-	46	47		
NCDP-C-IDD (Other Infectious diseases and emerging and re-emerging diseases)	Including HIV/AIDS, dengue, food and water-borne disease, Revised Dengue Clinical Case Management	2	7	1	3	1	6	3	12	12	1	2	4	4	1	1	1	1	1	7	8			
NCDP-C-Degenerative Disease Office	On prevention and control of Lifestyle Related and Degenerative Diseases	2	1	3	5	3	3	1	3	11	10	3	5	3	4	4	6	3	1	13	16			
NCDP-C-Family Health Office	On Prevention and Control of Disease Concerns and Deaths among the newborn, child,	3	4	3	2	4	10	3	4	13	20	3	3	3	3	4	3	3	2	13	11			
NCDP-C-Environmental and Occupational Health Office	On Prevention and Control of Disease and Death due to general environment and occupational	3	3	3	3	3	3	3	4	12	13	1	1	2	2	2	2	2	2	7	7			
PNAC		1	1	1	1	1	1	1	1	4	4	2	6	3	2	3	1	2	1	10	10			
National Center for Health Promotion	On promotion campaigns and strategies for ep and priority health	4	9	4	3	4	2	4	3	16	17	4	8	4	15	4	4	4	2	16	29			
Health Emergency Management Staff	On strategies to improve preparedness, response and	1	5	1	2	2	0	1	7	5	14	2	3	2	2	3	3	3	4	10	12			
National Center for Health Facility Development	On strategies to enhance health facilities /services	7	2	8	13	8	9	7	10	30	34													
National Voluntary Blood Services Program	On strategies to enhance access to quality blood services	0	0	3	3	2	2	0	5	5														

DETAILS OF BUREAU/DELIVERY UNIT PERFORMANCE INDICATORS AND TARGETS CY 2012

DEPARTMENT: DEPARTMENT OF HEALTH

Major Final Outputs/Responsible Bureaus (1)	Performance Indicator 1 (2)	Q1						Q2						Q3						Q4						Total							
		T		A		T		A		T		A		T		A		T		A		T		A		T		A		T		A	
		(3)																															
Major Final Output 1: Policies Developed To Achieve Universal Health Care Ala Kalusugan Panglahatan, Particularly To Increase Financial Risk Protection, Access To Quality Health Facilities And To Attain Health Millennium Development Goals (MDG 5)	Number of evidence-based policies, plans, programs, and systems developed as scheduled	(4)																															
		(5)																															
		(6)																															
		(7)																															
		Number of advocacy packages developed as scheduled																															
		# of policies circularized that were approved by the DOH Execcom members based on prescribed guidelines on policy development																															
Commission on Population	On population development policies	121	97	122	68	122	87	121	187	439																							
Philippine Institute of Traditional and Alternative Health Care	On strategies to develop, and ensure safety and access to quality traditional	1	2	1	3	2	2	2	2	9																							
		979	999	979	983	979	362	979	1,201	3,545																							
		6	14	6	13	7	14	6	20	61																							

**DETAILS OF BUREAU/DELIVERY UNIT PERFORMANCE INDICATORS AND TARGETS
CY 2012**

DEPARTMENT: DEPARTMENT OF HEALTH

Major Final Outputs/Responsible Bureaus (1)	Performance Indicator 1 (2)	Q1										Q2										Q3										Q4										Total										Performance Indicator 2 (4)	Q1										Q2										Q3										Q4										Total										Performance Indicator 3 (6)
		T		A		T		A		T		A		T		A		T		A		T		A		T		A		T		A		T		A		T		A		T		A																																																											
		(3)																				(3)																				(3)																																																													
Major Final Output 2: Capacity enhancement of LGU's and other stakeholders	% of population enrolled in NHIP	Number of training courses conducted as scheduled																				% of target clients provided with goods and services based on standards set by programs																																																																																	
A. OPERATIONS																																																																																																							
Health Policy Development and Planning Bureau		2		5		5		3		1		5		3		0		11		13																																																																																			
Health Human Resource Development Bureau (HHRDD)		5		5		5		5		5		8		6		11		21		29		Batch 1: 9,518 RNheals RNHEALS: 100% Midwives: 96.7% DTTBS: 100%				Batch 1: 9,518 RNheals RNHEALS: 100% Midwives: 96.7% DTTBS: 100%				Batch 1: 9,518 RNheals RNHEALS: 100% Midwives: 96.7% DTTBS: 100%				Batch 1: 9,518 RNheals RNHEALS: 100% Midwives: 96.7% DTTBS: 100%																																																																					
		5		5		5		5		5		8		6		11		21		29		Batch 2: 11,283 RNheals RNHEALS: 100% Midwives: 96.7% DTTBS: 100%				Batch 2: 11,283 RNheals RNHEALS: 100% Midwives: 96.7% DTTBS: 100%				Batch 2: 11,283 RNheals RNHEALS: 100% Midwives: 96.7% DTTBS: 100%				Batch 2: 11,283 RNheals RNHEALS: 100% Midwives: 96.7% DTTBS: 100%																																																																					
		5		5		5		5		5		8		6		11		21		29		Batch 3: 10,000 RNHeals, 3,163 Midwife 181 doctors RNHEALS: 100% Midwives: 96.7% DTTBS: 100%				Batch 3: 10,000 RNHeals, 3,163 Midwife 181 doctors RNHEALS: 100% Midwives: 96.7% DTTBS: 100%				Batch 3: 10,000 RNHeals, 3,163 Midwife 181 doctors RNHEALS: 100% Midwives: 96.7% DTTBS: 100%				Batch 3: 10,000 RNHeals, 3,163 Midwife 181 doctors RNHEALS: 100% Midwives: 96.7% DTTBS: 100%																																																																					
Bureau of International Health Cooperation		1		1		1		1		1		1		1		1		4		4																																																																																			
Bureau of Local Health Development (BLHD)		1		1		1		1		1		1		1		1		4		4		80 provinces and 12 cities				80 provinces and 12 cities (100%)				80 provinces and 12 cities				80 provinces and 12 cities (100%)																																																																					
Food and Drug Administration		4		4		4		6		5		4		5		4		18		18																																																																																			
Bureau of Health Facilities and Services		1		1		1		3		2		4		2		1		6		9																																																																																			
Bureau of Health Devices and Technology		1		1		2		4		2		1		2		5		7		11																																																																																			
Bureau of Quarantine		2		2		2		2		3		3		3		6		10		13																																																																																			
National Center for Pharmaceutical Access and Management		1		2		1		2		2		3		1		2		5		9		1,377 CCT municipalities/ areas				1,377 CCT municipalities/ areas				1,377 CCT municipalities/ areas				1,377 CCT municipalities/ areas																																																																					

DETAILS OF BUREAU/DELIVERY UNIT PERFORMANCE INDICATORS AND TARGETS
CY 2012

DEPARTMENT: DEPARTMENT OF HEALTH

Major Final Outputs/Responsible Bureaus (1)	Performance Indicator 1 (2)	Performance Indicator 2 (4)										Performance Indicator 3 (6)	Performance Indicator 4 (8)																								
		Q1		Q2		Q3		Q4		Total			Q1		Q2		Q3		Q4		Total																
		T	A	T	A	T	A	T	A	T	A		T	A	T	A	T	A	T	A	T	A															
Major Final Output 2: Capacity enhancement of LGU's and other stakeholders	% of population enrolled in NHIP	Number of training courses conducted as scheduled										% of target clients provided with goods and services based on standards set by programs																									
NCDPC-IDO (TB Control)												0	0	4	5	1	1	0	1	5	7													2,927,821 TB symptomatics examined	2,673,000 TB symptomatics (91%)	2,927,821 TB symptomatics examined	2,673,000 TB symptomatics (91%)
																																	174,198 adult TB cases detected	192,427 Adult TB Cases detected and provided treatment (110%)	174,198 adult TB cases detected	192,427 Adult TB Cases detected and provided treatment (110%)	
																																	43,549 childhood TB cases detected	39,500 childhood TB cases detected (91%)	43,549 childhood TB cases detected	39,500 childhood TB cases detected (91%)	
																																	45,591 childhood TB cases given IPT treatment	71,592 childhood TB cases given IPT treatment (157%)	45,591 childhood TB cases given IPT treatment	71,592 childhood TB cases given IPT treatment (157%)	
NCDPC-IDO (Other Infectious diseases and emerging and re-emerging diseases including HIV/AIDS, dengue, food and water-borne disease.)												0	0			4	6	0	6	4	12												HIV/AIDS: 2,300 PLHIV provided with anti retroviral treatment	HIV/AIDS: 3,200 PLHIV given ARV (139%)	HIV/AIDS: 2,300 PLHIV provided with anti retroviral treatment	HIV/AIDS: 3,200 PLHIV given ARV (139%)	
																																	Dengue: 7.6 million high risk popn.	Dengue: 1,600 rolls of insecticide treated curtains distributed to schools including the 7.6M high risk population (100%)	Dengue: 7.6 million high risk popn.	Dengue: 1,600 rolls of insecticide treated curtains distributed to schools including the 7.6M high risk population (100%)	
																																	Deworming: 20 million children	Deworming: 36M children (180%)	Deworming: 20 million children	Deworming: 36M children (180%)	
NCDPC-Degenerative Disease Office												2	0	2	3	2	2	2	3	8	8																
NCDPC-Family Health Office																																	103,549 CHTs	122,472 CHT members trained and deployed (118%).	103,549 CHTs	122,472 CHT members trained and deployed (118%).	
																																	1,317,396 Vit. A supplement to 6-11 mos	1,186,356 Vit. A supplement to 6-11 months (90%)	1,317,396 Vit. A supplement to 6-11 mos	1,186,356 Vit. A supplement to 6-11 months (90%)	
																																	10,539,169 Vit. A supplement to 12-59 mos. Children	9,450,553 Vit. A supplementation to 12-59 months (90%)	10,539,169 Vit. A supplement to 12-59 mos. Children	9,450,553 Vit. A supplementation to 12-59 months (90%)	
NCDPC-FHO (Expanded Program on Immunization)																																	2,635,039 Fully-immunized children	1,015,698 Fully Immunized Children (semi-annual-40%)	2,635,039 Fully-immunized children	1,015,698 Fully Immunized Children (semi-annual-40%)	

**DETAILS OF BUREAU/DELIVERY UNIT PERFORMANCE INDICATORS AND TARGETS
CY 2012**

DEPARTMENT: DEPARTMENT OF HEALTH

Major Final Outputs/Responsible Bureaus (1)	Performance Indicator 1 (2)	Q1		Q2		Q3		Q4		Total		Performance Indicator 2 (4)	Q1		Q2		Q3		Q4		Total		Performance Indicator 3 (6)	Q1		Q2		Q3		Q4		Total										
		T	A	T	A	T	A	T	A	T	A		T	A	T	A	T	A	T	A	T	A		T	A	T	A	T	A	T	A	T	A	T	A							
		(3)											(3)											(3)																		
Major Final Output 2: Capacity enhancement of LGU's and other stakeholders	% of population enrolled in NHIP											Number of training courses conducted as scheduled											% of target clients provided with goods and services based on standards set by programs																			
CHD 12 - SOCCSKSARGEN													5	12	5	16	8	18	7	10	25	56																				
CHD CARAGA													10	12	15	16	15	22	12	12	52	62																				
Philippine Health Insurance Corporation		c/o PhilHealth in separate submission																																								
National Nutrition Council													153	5	153	81	155	126	154	351	615	563																				
Commission on Population													9613	6264	9614	10027	9,614	8099	9,614	11992	38,455	36,382																				
Philippine Institute of Traditional and Alternative Health Care													7	7	4	4	6	10	7	11	24	32																				

DETAILS OF BUREAU/DELIVERY UNIT PERFORMANCE INDICATORS AND TARGETS

DEPARTMENT: DEPARTMENT OF HEALTH

Major Final Outputs/Responsible Bureaus (1)	Performance Indicator 1 (2)		Q1		Q2		Q3		Q4		Total		Performance Indicator 2 (4)		Q1		Q2		Q3		Q4		Total		Performance Indicator 3 (6)																																																																																																																																																																																																																																																																																																																																																																																																																																																																																																																									
			T	A	T	A	T	A	T	A	T	A	T	A	T	A	T	A	T	A	T	A	T	A																																																																																																																																																																																																																																																																																																																																																																																																																																																																																																																										
			(3)																							(5)																						(7)																																																																																																																																																																																																																																																																																																																																																																																																																																																																																																		
Major Final Output 3: Regulatory	% of health facilities that are licensed and accredited according to DOH standards within the specified time in the citizens charter																								% of new products registered according to FDA standards within the specified time in the citizens charter																						% of vessels (ships) and aircrafts inspected and provided with appropriate interventions																																																																																																																																																																																																																																																																																																																																																																																																																																																																																																			
A. Operations																																																																																																																																																																																																																																																																																																																																																																																																																																																																																																																																																		
Food and Drug Administration																																																																																																																																																																																																																																																																																																																																																																																																																																																																																																																																																		
Bureau of Health Facilities and Services	1,163		186	130	131	157	130	510	1,610	1,960																																																																																																																																																																																																																																																																																																																																																																																																																																																																																																																																								
Bureau of Health Devices and Technology																																																																																																																																																																																																																																																																																																																																																																																																																																																																																																																																																		
Bureau of Quarantine Centers for Health Development (CHDs)																																																																																																																																																																																																																																																																																																																																																																																																																																																																																																																																																		
CHD Metro Manila	79		185	116	305	296	227	384	796	875																																																																																																																																																																																																																																																																																																																																																																																																																																																																																																																																								
CHD 1 - Ilocos	359		359	422	422	199	199	144	1,178	1,124																																																																																																																																																																																																																																																																																																																																																																																																																																																																																																																																								
CHD Cordillera	740		532	212	420	187	276	187	1,326	1,399																																																																																																																																																																																																																																																																																																																																																																																																																																																																																																																																								
CHD 2 - Cagayan Valley	574		574	427	427	427	427	425	1,853	1,856																																																																																																																																																																																																																																																																																																																																																																																																																																																																																																																																								
CHD 3 - Central Luzon	50		39	20	2	20	2	81	128	171																																																																																																																																																																																																																																																																																																																																																																																																																																																																																																																																								
CHD 4A - CALABARZON	269		360	272	259	262	131	262	315	1,065																																																																																																																																																																																																																																																																																																																																																																																																																																																																																																																																								
CHD 4B - MIMAROPA	352		341	196	156	417	392	185	1,150	1,064																																																																																																																																																																																																																																																																																																																																																																																																																																																																																																																																								
CHD 5 - Bicol	690		690	694	694	642	657	642	2,668	2,671																																																																																																																																																																																																																																																																																																																																																																																																																																																																																																																																								
CHD 6 - Western Visayas	888		888	719	719	598	532	598	2,803	2,628																																																																																																																																																																																																																																																																																																																																																																																																																																																																																																																																								
CHD 7 - Central Visayas	1,241		1,241	980	980	918	918	770	4,057	3,921																																																																																																																																																																																																																																																																																																																																																																																																																																																																																																																																								
CHD 8 - Eastern Visayas	55		55	68	68	59	60	1	183	183																																																																																																																																																																																																																																																																																																																																																																																																																																																																																																																																								
CHD 9 - Zamboanga Peninsula	1,546		1,067	560	196	67	2	67	975	2,240																																																																																																																																																																																																																																																																																																																																																																																																																																																																																																																																								
CHD 10 - Northern Mindanao																																																																																																																																																																																																																																																																																																																																																																																																																																																																																																																																																		
CHD 11 - Davao	156		150	120	120	58	64	58	392	389																																																																																																																																																																																																																																																																																																																																																																																																																																																																																																																																								
CHD 12 - SOCCSKSARGEN	475		495	527	593	462	500	461	1,925	2,008																																																																																																																																																																																																																																																																																																																																																																																																																																																																																																																																								
CHD CARAGA	31		66	21	29	66	45	66	184	187																																																																																																																																																																																																																																																																																																																																																																																																																																																																																																																																								

Major Final Outputs/Responsible Bureaus (1)	Performance Indicator 1 (2)			Q1			Q2			Q3			Q4			Total			Performance Indicator 2 (4)			Q1			Q2			Q3			Q4			Total			Performance Indicator 3 (6)					
				T	A	T	T	A	T	T	A	T	T	A	T	T	A	T				T	A	T	T	A	T	T	A	T												
				(3)			(5)																																			
Major Final Output 4: Quality tertiary and health care services	(7)																																									
Operation of Special Hospitals, Medical Centers and Institutions for Disease Prevention and Control	% of MOOE of DOH Hospitals used for drugs and supplies																																									
Jose R Reyes Memorial Medical Center																																										
Rizal Medical Center																																										
East Avenue Medical Center																																										
Quirino Memorial Medical Center																																										
Tondo Medical Center																																										
Jose Fabella Memorial Hospital																																										
National Children's Hospital																																										
National Center for Mental Health																																										
Philippine Orthopedic Center																																										
San Lazaro Hospital																																										
Research Institute for Tropical Medicine																																										
*Amang Rodriguez Medical Center																																										
Operation of Dangerous Drugs Abuse Treatment and Rehabilitation Centers																																										
Tagaytay City Rehabilitation Center																																										
Mandaue City Rehabilitation Center																																										
Cagayan de Oro City Rehabilitation Center																																										
Cebu (PNP) Rehabilitation Center																																										
Iloilo (PNP) Rehabilitation Center																																										
San Fernando, Camarines Sur (PNP) Rehabilitation Center																																										
Malinao Regional Drug Rehabilitation Center																																										
Bicutan (PNP) Rehabilitation Center																																										
Dulag, Leyte Drug Rehabilitation Center																																										
Operations of Centers for Health Development																																										


Major Final Outputs/responsible Bureaus (1)	Performance Indicator 1 (2)			Q1			Q2			Q3			Q4			Total			Performance Indicator 2 (4)			Q1			Q2			Q3			Q4			Total			Performance Indicator 3 (6)																																																																									
				T	A	T	T	A	T	T	A	T	T	A	T	T	A	T	T	A	T	T	A	T	T	A	T	T	A	T	T	A	T	T	A	T	T	A	T	T	A	T	T	A	T	T	A	T	T	A	T	T	A	T																																																								
				(3)															(5)																																																																																											
Major Final Output 4: Quality tertiary and health care services			% of MOOE of DOH Hospitals used for drugs and supplies																																				% of NBB claims for the 23 Case Payment Rates of PhilHealth																																				% of DOH Hospitals with 75% Satisfaction Rating																																			
Labuan Public Hospital				30%	36%	30%																			30%	36%	30%				75%	123%	75%							75%	123%	75%				75%	123%	75%				75%	123%	75%	99%	75%	75%	75%	99%	117%																																																		
Basilan General Hospital				30%	42%	30%							30%	93%	30%										30%	93%	30%				75%	100%	75%							75%	100%	75%				75%	100%	75%	96%	75%	75%	75%	99%	99%																																																								
Dr Jose Rizal Memorial Hospital				30%	41%	30%							30%	32%	30%										30%	32%	30%				75%	80%	75%							75%	80%	75%				75%	80%	75%	95%	75%	75%	75%	84%	84%																																																								
Margosatubig Regional Hospital				30%	46%	30%							30%	58%	30%										30%	58%	30%				75%	97%	75%							75%	97%	75%				75%	98%	75%	98%	75%	75%	75%	97%	97%																																																								
Northern Mindanao Medical Center				30%	65%	30%							30%	52%	30%										30%	52%	30%				75%	90%	75%							75%	90%	75%				75%	100%	75%	100%	75%	75%	75%	93%	93%																																																								
Mayor Hilarion A. Ramiro, Sr Regional Training and Teaching Hospital				30%	45%	30%							30%	56%	30%										30%	56%	30%				75%	100%	75%							75%	100%	75%				75%	100%	75%	100%	75%	75%	75%	100%	100%																																																								
Amal Pakpak Medical Center				30%	39%	30%							30%	63%	30%										30%	63%	30%				75%	77%	75%							75%	77%	75%				75%	76%	75%	75%	72%	72%																																																											
Davao																																																																																																														
Southern Philippines Medical Center				30%	54%	30%							30%	33%	30%										30%	33%	30%				75%	85.07%	75%							75%	85.07%	75%				75%	93.5%	75%	100%	75%	75%	92%	75%	75%																																																								
Davao Regional Hospital				30%	92%	30%							30%	49%	30%										30%	49%	30%				75%	105%	75%							75%	105%	75%				75%	130%	75%	75%	117%	117%																																																											
SOCCSKSARGEN Cotabato Regional and Medical Center				30%	83%	30%							30%	62%	30%										30%	62%	30%				75%	90%	75%							75%	90%	75%				75%	86%	75%	87%	75%	75%	75%	87%	87%																																																								
Cotabato Sanitarium				30%	72%	30%							30%	62%	30%										30%	62%	30%				75%	64%	75%							75%	64%	75%				75%	88%	75%	73%	75%	73%																																																											
CARAGA																																																																																																														
Caraga Regional Hospital				30%	32%	30%							30%	40%	30%										30%	40%	30%				75%	93%	75%							75%	93%	75%				75%	94%	75%	93%	75%	75%	75%	93%	93%																																																								
Adela Serra Ty Memorial Medical Center				30%	53%	30%							30%	63%	30%										30%	63%	30%				75%	80%	75%							75%	80%	75%				75%	80%	75%	80%	75%	75%	75%	80%	80%																																																								

DETAILS OF BUREAU/DELIVERY UNIT PERFORMANCE INDICATORS AND TARGETS

DEPARTMENT: DEPARTMENT OF HEALTH

Major Final Outputs/Responsible Bureaus (1)	Performance Indicator 1 (2)	Q1		Q2		Q3		Q4		Total	
		T	A	T	A	T	A	T	A	T	A
		(3)									
B. SUPPORT TO OPERATIONS											
Information Management Service	% of operational health software with 98% required uptime	15	15	15	15	15	15	15	15	15	15
National Epidemiology Center	# of weeks with Notifiable Disease Surveillance Reports	12	12	12	12	12	12	12	12	48	48
C. GENERAL ADMINISTRATION AND SUPPORT SERVICES											
Finance Service, Procurement Service, Administrative Service, Legal Service, and Other Central Office Bureaus and Centers + CHD NCRs/4A	# of DOH Offices that achieved and maintained their ISO 9001:2008 Certification performance levels					19	19				19
Procurement Service	% of public bidding posted in PHILGEPS	100%	46/46 (100%)	100%	48/48 (100%)	100%	75/75 (100%)	100%	11/11 (100%)	100% or 180	180/180 (100%)

Prepared by:



LILIBETH C. DAVID, MD, MPH, MPM, CESO III
Director IV, Health Policy Development and Planning Bureau

12-7-2012

Date




MADELEINE DE ROSAS-VALERA, MD, MScIH (Heidelberg)
Assistant Secretary of Health
Health Policy Finance and Research Development Cluster

12-7-2012

Date

Approved by:





ENRIQUE T. ONA, MD
Secretary of Health

12-7-2012

Date

DEPARTMENT TARGETS ON KEY PROGRAMS AND PROJECTS
DEPARTMENT OF HEALTH

Key Programs / Projects (1)	Description of Program / Project Objectives (2)	Department FY 2011 Actual Accomplishment (3)	Department FY 2012 Targets / Milestones (4)	Total Program / Project Budget (5)	Program / Project Budget for FY2012 (6)	Responsible Bureaus / Delivery Units (7)	FY 2012 Bureau / Delivery Unit Targets / Milestones (8)				Remarks	Accomplishment (as of 30 November 2012)
							Q1	Q2	Q3	Q4		
Universal Health Care (PhilHealth Enrollment)	Sustain membership especially enrollment of the poor under the Sponsored Program and improving financial risk protection.	78.87 Million Beneficiaries (82.38% of Total Population)	95 Million Beneficiaries (100% of Total Population)	2011 - Php 3.50 B 2012 - Php 12.03 B 2013 - Php 12.60 B 2014 - Php 12.60 B 2015 - Php 18.9 B 2016 - Php 18.9 B (for NG Sponsored Only)	Php 12.03 Billion (for National Govt Sponsored only)	PhilHealth	95 Million Beneficiaries (100% of Population)				The targeted number of beneficiaries to be enrolled under PhilHealth cannot be broken down by quarter since all NG Sponsored beneficiaries listed under NHTS-PR will automatically be enrolled for a period of one year.	c/o PhilHealth in separate submission
		5.2 Million Households under NHTS-PR	5.2 Million Households under NHTS-PR				5.2 Million Households under NHTS-PR enrolled in PhilHealth by Q3 ¹					c/o PhilHealth in separate submission
Health Facilities Enhancement Program	Upgrading/development of government health facilities (BHS, RHUs, District Hospitals, Provincial Hospitals, Tertiary hospitals) in order to improve access of the poor to health services	725 health facilities bid, awarded and upgraded/completed 1,063 health facilities bid, awarded and ongoing	756 health facilities (80 BHS; 296 RHUs; 371 Hospitals; 9 Others)	2011 - Php 7.1 B 2012 - Php 5.08 B 2013 - Php 13.6 B 2014 - Php 10.6 B 2015 - Php 10.2 B 2016 - Php 10.7 B	Php 5.08 Billion	National Center for Health Facility and Development (NCHFD) DOH Centers for Health Development (CHDs)	100% of targeted 756 health facilities bid, awarded, and ongoing by Q2 ²				The targeted number of health facilities to be upgraded for 2012 cannot be broken down by quarter since infrastructure/ civil works for health facilities take an average of 1-1/2 years to finish.	99.7% (754/756) Infrastructure: 624 facilities > Procurement/Bidding/Awarding Stage: 95 RHUs & 51 hospitals > Ongoing Implementation: 217 RHUs & 259 hospitals Equipment for 132 facilities (bidded c/o COBAC)
Registered Nurses for Health Enhancement and Local Service (RN-HEALS)		Batch 1 (Feb 2011 - Dec 2011): 9,518 Batch 2 (Oct 2011 - Dec 2011): 11,283	Batch 1 continuation (Jan 2012 - Feb 2012): 9,518 Batch 2 continuation (Jan 2012 - Dec 2012): 11,283 Batch 3 (Mar 2012 - Dec 2012): 10,000	Php 2.11 Billion Annually	Php 2.11 Billion		Batch 1 continuation (Jan 2012 - Feb 2012): 9,518 Batch 2 continuation (Jan 2012 - Dec 2012): 11,283 Batch 3 (Mar 2012 - Dec 2012): 10,000				2012 Targets include continuing Batch 1 and Batch 2 RN HEALS as well as newly deployed Batch 3 RN HEALS	100% (30,975/30,801 RNHEALS) Batch 1: 9,518 nurses Batch 2: 11,377 nurses Batch 3: 10,080 (with RHM Training cum Deployment slots converted to midwives)
Doctors to the Barrios (DTTB)	Human Resources for Health (HRH) such as physicians, nurses, and midwives are deployed in areas of needs where health services can be more efficiently and effectively delivered, e.g. contribute to better maternal and child health care and therefore sustain	110 DTTBs deployed	181 DTTBs deployed	Php 112 Million Annually	Php 112 Million	Health Human Resources and Development Bureau (HHRDB)	181 DTTBs deployed by Q3 ³				The targeted number of DTTBs for 2012 cannot be broken down by quarter since they are hired as one batch during the first quarter and all are deployed to areas of need by the third quarter.	100% (182/181 DTTBs)

Key Programs / Projects (1)	Description of Program / Project Objectives (2)	Department FY 2011 Actual Accomplishment (3)	Department FY 2012 Targets / Milestones (4)	Total Program / Project Budget (5)	Program / Project Budget for FY2012 (6)	Responsible Bureaus / Delivery Units (7)	FY 2012 Bureau / Delivery Unit Targets / Milestones (8)				Remarks	Accomplishment (as of 30 November 2012)
							Q1	Q2	Q3	Q4		
Rural Health Midwives Placement Program (RHMPP)	Care and therefore attain the MDGs. Areas of need are defined as 4th to 6th class municipalities or identified Conditional Cash Transfer (CCT) areas with lacking or with limited numbers of these priority HRH that can deliver health services.	Batch 1 - 861 (training cum deployment)	Batch 2 - 3,163 (training cum deployment)	Php 227 Million Annually	Php 227 Million	DOH Centers for Health Development (CHDs)	3,163 midwives deployed by Q3 ⁴				<p>97% (3,059/3,163)</p> <p>Batch 1 (Training cum Deployment) - 914 midwives</p> <p>Batch 2 (Training cum Deployment) - 2,145 midwives (Remaining unfilled slots are converted to RNheals Batch III items.)</p> <p>⁴The targeted number of midwives for 2012 cannot be broken down by quarter since they are hired as one batch during the first quarter and all are deployed to areas of need by the third quarter.</p>	
Community Health Teams	Community Volunteer groups tasked to assist families with their health needs, provide health information including PhilHealth benefits, and facilitate linkage with appropriate health providers	26,658 CHT members trained 0 CHT members deployed ⁵	100,000 CHT members trained and deployed	2011 - Php 244 M 2012 - Php 868 M 2013 - Php 1.2 B	Php 868.34 Million	National Center for Disease Prevention and Control (NCDPC) DOH Centers for Health Development (CHDs)	25,000 trained and deployed	25,000 trained and deployed	25,000 trained and deployed	25,000 trained and deployed	<p>⁵Training of CHT members started in Nov 2011, so there was no deployment yet at that time.</p> <p>122% (122,472/100,000)</p>	
Dengue Control Program	The components of the Dengue Control Program include Dengue Surveillance, Integrated Vector Management, Case Management, Social Mobilization & Communication, Outbreak Response, and Research	Case Fatality Rate (CFR) of less than 5%	Case Fatality Rate of less than 5%	2011 - Php 88.5 M 2012 - Php 88.5 M 2013 - Php 160 M	Php 88.5 Million	National Center for Disease Prevention and Control (NCDPC) DOH Centers for Health Development (CHDs)	CFR<5%	CFR<5%	CFR<5%	CFR<5%	<p>Case Fatality Rate:</p> <p>Qtr. 1 - 0.62</p> <p>Qtr. 2 - 0.69</p> <p>Qtr. 3 - 0.45</p> <p>Qtr. 4 - 0.39</p>	
Prepared By: 												
Lilibeth C. David, MD, MPH, MPM Director IV, Health Policy Devt and Planning Bureau		Date		Madeleine De Rosas-Valera, MD, MSCIH Assistant Secretary		Date						
Approved By: 												
Enrique T. Oza, MD Secretary		Date										

**Schedule of Advances to Officers and Employees
As of October 31, 2012**

Agency Name: Department of Health
Agency Code: 177

Book Title Office of the Secretary
Account Title Advances to Officers and Employees
Account Code 148

Name	Particulars	Reference		Total	Amount Due				Remarks
		Check No.	Date		less than 30 days	31-60 days	61-365 days	Over 1 Year	
LOCAL TRAVEL									
ABERIN, PONCIANO JR. FOLLOSCO(148-001-19760006)	Travel in Bacolod City(Aug 30-31, 2006)	409152	8/25/2006	9,246.00				9,246.00	
ABESAMIS, CRISELDA GAMBOA(148-001-19831319)	Travel in Legazpi City(Oct 4-6, 2012)	463152	10/4/2012	68,000.00	68,000.00				
ABI OG, JOYCELYN CRUZ(148-001-19970011)	Travel in Puerto Princesa City(Jul 18-20, 2002)	309875	7/5/2002	12,274.35				12,274.35	
ABOLA, JACQUELINE L.(148-001-20010090)	Travel in Cebu City (April 4, 2002)	305708	4/2/2002	6,431.00				6,431.00	
ACOSTA, JACKELINE B.(148-001-20040033)	Travel in Marinduque w/ Ma. Graziella Cardano, Gloria San Blas, Emma Hemando, Blesila Pion, Eireen Villa (Sept 28, 2012)	463029	9/21/2012	41,214.00	41,214.00				
ACUÑA, PATRICK DATUL(148-001-19980146)	Training on the National Online Stock Inventory Reporting System w/ Archilles Aragona (Oct 21-25, 2012)	463190	10/8/2012	11,446.00	11,446.00				
AFRICA, ELVIRO (148-001-D00033)	Travel in Iloilo (Nov. 24-28, 1997)	2/22/2329	11/21/1997	1,250.00				1,250.00	
AGBUNAG, MA. CONCEPCION(148-001-20010055)	Travel in GenSan city (Apr 21-25, 2003), Davao (Apr 2003), Iloilo City (May 5-9, 2003) & Zamboanga (May 2003)	320089/320466	04-15-2003/04-30-2003	28,584.00				28,584.00	
AGUILAY, FE RECILLA(148-001-19760022)	Travel in Tacloban (Nov 6-9, 2012) & to Iloilo City (Nov 21-23, 2012)	463174/463538	10-05-12 & 10-31-12	12,448.00	12,448.00				
AGUIRRE, ROSEMARIE GANGE(148-001-19910161)	Travel in Bohol (Sept 18-21, 2012)	462964	9/14/2012	14,425.00	14,425.00				
ALA, MA. VIRGINIA G.(148-001-19872184)	For 12 others- conducted survey in different provinces & Travel in Naga City (Oct 17-18, 2012)	463258/463282	10-12-12 & 10-16-12	400,283.30	400,283.30				
ALBERTO, DOMINGO JR. TEVES(148-001-19900087)	Travel	65031	10/13/1995	1,700.00				1,700.00	
ALBORNOZ, RODOLFO MATIONG(148-001-19940161)	Travel in Sultan Kudarat (Oct 9-12, 2012)	463217	10/9/2012	10,087.00	10,087.00				

Name	Particulars	Reference		Total	Amount Due				Remarks
		Check No.	Date		less than 30 days	31-60 days	61-365 days	Over 1 Year	
ALCANTARA, AMY (148-001-D00034)	Travel	311616	8/14/2002	3,318.00				3,318.00	
ALPAS, JOCELYN NERY(148-001-20020139)	Travel in Region X (Sept 24-28, 2012) & in Region V w/ Realyn Joy Uy (Sept 13-21, 2012)	462957/462857	09-13-12 & 09-17-12	32,783.00	32,783.00				
ALTURA, JR., AVELINO F. (148-001-19900069)	Travel in Region VIII (Oct 1-10, 2012)	463107	9/28/2012	17,400.00	17,400.00				
ALVAREZ, NOEL G.(148-001-19872193)	Travel	75166/65457/116821	09-14-95/1023-95/08-0795	17,800.00				17,800.00	
ALVENDIA, RACQUEL PUSTA(148-001-19910158)	Travel in Ilocos Region & to CAR (Nov 5-10, 2012)	463538	10/31/2012	3,240.00	3,240.00				
AMARGA, EFREN SAPUNGAN(148-001-19900027)	Travel	260207	9/20/2000	20,000.00				20,000.00	
ANARNA, MA. SONABEL SALANGUSTE(148-001-19900038)	Travel in Palawan (Oct 22-27, 2012)	463290	10/17/2012	12,000.00	12,000.00				
ANDEN, ASUNCION M (148-001-19930045)	For reassignment- CHD Central Visayas	460128	3/2/2012	20,000.00	20,000.00				
ANGELIO, NEMENCIA TOLENTINO(148-001-20010180)	Travel in CHD-7 (Oct 16-Nov 9, 2012)	463238	10/11/2012	29,430.00	29,430.00				
ANTONIO, REBECCA E. (148-001-19550066)	Travel	74980	11/24/1995	1,400.00				1,400.00	
ARAGONA, JOVITA VALLE(148-001-19880075)	Travel in Bohol (Oct 21-25, 2012)	463258	10/12/2012	6,340.00	6,340.00				
ARGUELLES, AMELITA A. (148-001-19980016)	Travel in Cebu City (Oct 17-19, 2012)	463217	10/9/2012	46,800.00	46,800.00				
ASUNCION, IRMA LABRO(148-001-20090396)	Travel in Sultan Kudarat (Oct 9-12, 2012)	463217	10/9/2012	18,030.00	18,030.00				
BAGOOD, GERSON G.(148-001-20030001)	Travel in Jose B. Lingad Memorial Regional Hospital, san Fernando, Pampanga	463152	10/4/2012	2,440.00	2,440.00				
BAJARLA JR., ULDARICO B(148-001-19642193)	Travel	65199	10/17/1995	1,100.00				1,100.00	
BALBINO, SOCORRO ANCHETA(148-001-19830120)	Travel in Lanao del Norte	463258	10/12/2012	6,699.00	6,699.00				
BALDONADO, ANALIZA (148-001-20050183)	Travel in Cagayan de oro (Sept 25-27, 2012)	463050	9/24/2012	14,789.00	14,789.00				
BALDONO, NATHANIEL(148-001-D00039)	Travel	305302	3/19/2002	6,241.00				6,241.00	
BALNEG, JASON E.(148-001-19950098)	Travel in Cebu City (Aprl 4, 2002)	305599	3/26/2002	6,431.00				6,431.00	
BANDAHALA, CAROLE A.(148-001-19740132)	Travel in Sultan Kudarat (Oct 9-12, 2012)	463217	10/9/2012	18,030.00	18,030.00				
BAQUIRAN, ALICE R.(148-001-20030170)	Travel in Region X (Oct 23-30, 2012)	463290	10/17/2012	19,849.00	19,849.00				
BARCENA, JR., MARCELINO EVANGELISTA(148-001-19810140)	Travel	177573/177574	2/9/1999	5,130.00				5,130.00	

Name	Particulars	Reference		Total	Amount Due				Remarks
		Check No.	Date		less than 30 days	31-60 days	61-365 days	Over 1 Year	
BARENG, CHERRIE GRACE P (148-001-20010295)	Travel	308310 & 32019	06/02/2002 & 04-25-03	15,402.00				15,402.00	
BARIN, REGIE MIRANDA(148-001-19960040)	Travel	120636	10/16/1996	1,700.00				1,700.00	
BARRIOS, FERNE ARCABAL(148-001-20100174)	Travel in CHD-7 (Oct 16-Nov 9, 2012)	463238	10/11/2012	29,430.00	29,430.00				
BAYAGA, JULITA(148-001-D00041)	Travel in Puerto Princesa (Apr 15-19, 2002)	305945	4/5/2002	7,811.00				7,811.00	
BEL EN, FERNANDO JUANSON(148-001-19930018)	Travel in Nueva Ecija, Quinno, Baler Aurora & Casiguran Provinces (Sept 24-28, 2012)	463029	9/19/2012	3,370.00	3,370.00				
BELIMAC, JOSE GERARD B(148-001-20080000)	Travel in Cebu City (Oct 25-29, 2012)	463473	10/29/2012	25,499.00	25,499.00				
BELLO, MAR WYNN (148-001-20040054)	Travel in Cagayan de oro (Sept 25-27, 2012)	463066	9/25/2012	14,789.00	14,789.00				
BELTRAN, MAYLENE MENIADO(148-001-19880824)	Travel in Lanao del Norte	463258	10/12/2012	7,104.00	7,104.00				
BENEDICTOS, ELMER G(148-001-19770166)	Travel in Palawan (Oct 22-27, 2012)	463282	10/16/2012	27,000.00	27,000.00				
BENEGAS-SEGARRA, AGNES BORCE(148-001-19910153)	Travel in Region X of Luis Sy & Julius Ballera (Oct 2-16, 2012)	463113	10/1/2012	51,418.00	51,418.00				
BERIÑA, RAUL VENTURA(148-001-19990097)	Travel	287437	11/20/2001	6,241.00				6,241.00	
BERNAJE, MARIETTA GAYLAN(148-001-19550171)	Travel	320284	4/24/2003	6,051.00				6,051.00	
BERNAL, NINEVETCH C(148-001-19940009)	Travel	119895	10/3/1996	39,361.50				39,361.50	
BERNARDO, HEIDI J.(148-001-19960026)	Travel to Tacloban w/ Kristine de Ramos (Nov 6-9, 2012)	463520	10/30/2012	9,112.16	9,112.16				
BLAS, BAYANI LANTINA(148-001-19550177)	Travel	81440	11/23/1995	1,800.00				1,800.00	
BOADO, ROSITA (148-001-D00046)	Travel in Baguio City (July 24-31, 2000) & Hospital Inventory	250341/248963	08-17-00/07-21-00	12,514.00				12,514.00	
BOBIER, NIDA(148-001-20000018)	Travel in CHD VI & XI w/ Anastacia Ador(June 20-22, 2012) & in Davao del Sur for Remegio Javier & Alethea De Guzman(Sept 3-12, 2012)	461606/462762	06-19-12/09-03-12	65,030.00	31,880.00		33,150.00		
BORJA, VICENTA EUSTAQUIO(148-001-19930024)	Travel in Dumaguete (Oct 15-18, 2012)	463274	10/15/2012	15,000.00	15,000.00				
BUENAVENTURA, EVELYNO (148-001-20070047)	Deployment in Area of Assignment	413085	5/30/2007	7,043.00				7,043.00	
BURGONIO, CONSUELO YEE(148-001-19920022)	Travel	121311	10/25/1996	400.00				400.00	

Name	Particulars	Reference		Total	Amount Due				Remarks
		Check No.	Date		less than 30 days	31-60 days	61-365 days	Over 1 Year	
CADAVID, MEDARDO PALOMADO(148-001-19892204)	Travel	94604	3/4/1996	400.00				400.00	
CAGUIOA, EDUARDO A.(148-001-19880214)	Travel	65573	10/25/1995	1,100.00				1,100.00	
CAMILING, ROMELEI-1 S.(148-001-20080128)	Travel in Palawan for deployment of Area of Assignment (Nov. 3-8, 2008)	416807	8/31/2008	72.00				72.00	
CAÑAFRANCA, NENITA SUINAN(148-001-19751342)	Travel in CARAGA (Aug 7-10, 2001)	282008	8/1/2001	11,952.00				11,952.00	
CANTERO, JOEL V.(148-001-19880231)	Travel in Davao City w/ Raize Nicholas Bautista (Sept 24-Oct 5, 2012)	463012	9/12/2012	28,810.00	28,810.00				
CAPARAS, ROMEO FONTANILLA(148-001-19800234)	Travel in Iloilo City (Sept 19-21, 2012)	462957	9/13/2012	8,121.00	8,121.00				
CARATING, ESPERANZA CANTONJOS(148-001-19902192)	Travel in Cagayan de Oro & in Cebu City (Oct 23-27, 2012)	463303	10/19/2012	13,000.00	13,000.00				
CARDIAO, CRISTINA (148-001-D00042)	Travel	218396	7/2/1999	1,550.00				1,550.00	
CARONAN, LORENA O (148-001-20010129)	Travel in Cagayan de Oro (Sept 26, 2005)	365080	9/23/2005	9,651.00				9,651.00	
CASIHAN, JOHN PAUL DEVERATURDA(148-001-20030139)	Travel to Bohol (Nov 6-10, 2012)	463382	10/25/2012	11,160.00	11,160.00				
CASQUEJO, PRUDENCIA LAZARTE(148-001-19880256)	Travel in Puerto Princesa City w/ 3 others (Sept 18-21, 2012) & in Cebu City (Oct 23-25, 2012) & in Dapitan City (Oct 29-31, 2012)	462957/463303	09-13-12/10-19-12	41,600.00	41,600.00				
CASTRO, GLENN EDWIN T.(148-001-19920104)	Travel in Regions I, VI & II(Aug 14-Sept 2, 2000)	250015	8/14/2000	10,096.00				10,096.00	
CASTRO, THELMA CASURRA(148-001-19880263)	Travel in Tuguegarao(Oct 22-24, 2012)	463291	10/18/2012	9,203.00	9,203.00				
CATADMAN, LIGAYA VILLANUEVA(148-001-19880268)	Travel in Davao City (Oct 24-26, 2012)	463364	10/24/2012	15,200.00	15,200.00				
CATIBOG, HONORATA L.(148-001-20020182)	Travel to Cebu City (Nov 13-16, 2012)	463640	10/12/2012	15,286.00	15,286.00				
CERVANTES, EDISON SANCHEZ(148-001-19970080)	Travel in CHD- II (Oct 22-24, 2012)	463282	10/16/2012	7,634.36	7,634.36				
CLOTIDLE HOW(148-001-D00296)	Travel	59472	2/10/1995	66,741.42				66,741.42	
CONCEPCION, EMILY JANE (148-001-20090302)	Travel in Palawan (Oct 1-5, 2012)	463093	9/27/2012	32,022.00	32,022.00				
CRUZ, ESTRELLA IRLANDEZ(148-001-19750306)	Travel	91486	2/19/1996	9,870.00				9,870.00	
CRUZ, LUIS FLORES(148-001-19892186)	Travel in Palawan (Oct 22-27, 2012)	463282	10/16/2012	48,000.00	48,000.00				
CRUZ, NOLITA A(148-001-19892215)	Travel in Tacloban City (Sept 2-4, 1997)	144758	8/22/1997	1,250.00				1,250.00	

Name	Particulars	Reference		Total	Amount Due				Remarks
		Check No.	Date		less than 30 days	31-60 days	61-365 days	Over 1 Year	
CRUZ, ROSALINDA G(148-001-19870314)	Travel	122484	11/14/1996	300.00				300.00	
CUENCO, RONNIE ROMERO(148-001-19940040)	Conducted audit (Sept 24-Oct 10, 2012)	463029	9/21/2012	20,650.00	20,650.00				
CURA, MARY JANE O(148-001-19880323)	Travel in Baguio City (Dec 10-13-1996)	123329	12/3/1996	400.00				400.00	
DABLO, EDUARDO GENTALLAN(148-001-19882227)	Relocation Expense-Bohol	242713	4/18/2000	8,766.40				8,766.40	
DALAWANGBAYAN, KAREN-1 C.(148-001-20080115)	Travel in Cebu City(Nov 3-5, 2008)	416807	10/31/2008	5,390.00				5,390.00	
DALIMOCON, OLIVIA CONDALOR(148-001-19960017)	Travel in Zamboanga City (Feb 26-28, 2012)	318215	2/17/2003	8,451.00				8,451.00	
DALISTAN, LORIDEL (148-001-D00051)	Travel	218402	7/2/1999	1,550.00				1,550.00	
DAMASCO, TRINIDAD L.(148-001-19880339)	Travel in CHD-II (Oct 25-29, 2012)	463012	9/19/2012	17,190.00	17,190.00				
DAVID, AMELIA JULIAN(148-001-19910030)	Travel to Tacloban (Nov 6-9, 2012)	463538	10/31/2012	4,556.08	4,556.08				
DAVID, LILIBETH CAOILI(148-001-19910133)	Travel in Cebu City (Oct 10-12, 2012)	463258	10/12/2012	14,256.00	14,256.00				
DAVIES, GENNA (148-001-D00052)	Travel in Cebu City (Sept 26-29, 2001)	291716	9/13/2001	5,831.00				5,831.00	
DE BORJA, MA. ROSARIO BARROS(148-001-19810353)	Travel in Dipolog & Zamboanga (June 17-21, 2002) & in Zamboanga City(December 4-7, 2002)	308520 & 315387	06-10-02 & 11-19-02	16,947.00				16,947.00	
DE VEYRA, ROY REX (148-001-20100002)	Conducted audit (Sept 24-Oct 10, 2012)	463029	9/21/2012	20,650.00	20,650.00				
DEL ROSARIO, KATHLEEN (148-001-D00058)	Travel	123577	12/6/1996	400.00				400.00	
DELA CRUZ, FE BENEDICTA M (148-001-19710395)	Travel in Caraga Region-Butuan City(Nov 11-12, 1998)	64028 & 194369	10-02-95 & 11-09-98	5,888.00				5,888.00	
DELA CRUZ, MARICEL CONMIGO(148-001-20050123)	Travel to Ilocos Region & to CAR (Nov 5-10, 2012)	463538	10/31/2012	15,170.00	15,170.00				
DELA PEÑA, JOEY PARUÑGAO(148-001-19860954)	Travel		4/2/2007	150.00				150.00	
DELOS REYES, GIL(148-001-D00059)	Travel	120176	10/9/1996	1,400.00				1,400.00	
DELOS REYES, VIKKI CARR D.(148-001-20040050)	Travel in Iloilo City (Sept 3-7, 2012) & in Davao City (Sept 24-Oct 5, 2012)	462641/463050	08-24-12/09-24-12	44,930.50	28,570.00	16,360.50			
DEQUINA, PANFILO (148-001-20080046)	Travel in Region XII(GenSan)(Oct 11-12, 2012)	463217	10/9/2012	9,520.00	9,520.00				

Name	Particulars	Reference		Total	Amount Due				Remarks
		Check No.	Date		less than 30 days	31-60 days	61-365 days	Over 1 Year	
DEVERA, ROMELA D(148-001-20020157)	Travel in Bohol-Victor Antonio Bayle (Aug 22-24, 2012) & in Iloilo City- Penelope Santiago (Oct 23-28, 2012)	462600/463291	08-22-12/10-18-12	12,336.00	12,336.00				
DIMACULANGAN, DONABEL M.(148-001-20000036)	Travel in Legazpi City(May 21-24, 2002)	306069	4/9/2002	5,476.00				5,476.00	
DOMINGO, ERLINDA E.(148-001-20040086)	Travel in Tacloban & Cebu	463174	10/5/2012	8,842.00	8,842.00				
DOROMAL, MADELIENE GABRIELLE MEDIODIA(148-001-19980108)	Training on the Manual for Medical Social Workers(Las Piñas)(Nov 6-9, 2012)	463538	10/31/2012	6,777.00	6,777.00				
DU, PHILIP F(148-001-19940054)	Travel in Tagaytay & Cagayan de Oro (Aug 28-30, 2000), Cebu (Aug 21 & 26, 2000)	250368/250371	8/18/2000	1,500.00				1,500.00	
DUCUSIN, MARIA JOYCE UDTUHAN(148-001-19930080)	Travel in Tacloban (Oct 16-19, 2012)	463228	10/10/2012	15,776.00	15,776.00				
DUEÑO, WILHELM M.(148-001-19930105)	For deployment in RHO VI	219554	7/20/1999	20,000.00				20,000.00	
ELERIA, WILBERT CAMARAO(148-001-19880434)	Travel in Iloilo City(August 20-23, 1997)	144340	8/13/1997	1,010.00				1,010.00	
ELFA, DULCE CECILIO(148-001-19940168)	Travel in CARAGA (July 30-Aug 3, 2012)	462250	7/26/2012	150.00			150.00		
ELLSWORTH, NERIZA NARANJO(148-001-19902222)	Travel in Zamboanga w/ 4 others (Sept 25-26, 2012)	463022	9/20/2012	42,228.00	42,228.00				
ERCE, EDGARDO SINIGAYAN(148-001-19770444)	Travel in Davao City (Sept 22-28, 1996) & CA for E. Dimaano & Ma. Teresa/ Travel in Sultan Kudarat (Oct 9-12, 2012)	164/118760/34135	08-25-95, 08-17-95, 09-18-96, 09-25-03,04/02/2007 & 10-09-12	36,822.00	36,822.00				
ESCOBAR, ANTHONY BENITEZ(148-001-20090002)	Travel to Cebu City (Nov 5-8, 2012)	463520	10/30/2012	40,800.00	40,800.00				
ESPEÑA, HENRY DIONELA(148-001-19940127)	Travel in Jose B. Lingad Memorial Regional Hospital	463152	10/4/2012	2,440.00	2,440.00				
ESPIRITU, AMOR SEVILLA(148-001-19880459)	Travel in Oriental Mindoro (Oct 17-19, 2012)	463290	10/17/2012	6,790.00	6,790.00				
ESTACIO, ANNA LISSA (148-001-D00053)	Travel	81860	12/4/1995	800.00				800.00	
ESTEBAN, CHERRIE DIMSON(148-001-19940095)	Travel in Bohol w/ 7 others (Oct 21-25, 2012)	463258	10/12/2012	50,720.00	50,720.00				
EUGENIO, TEODORA MENDOZA(148-001-19970120)	Travel in Laguna (Oct 1-6, 2012)	463123	10/1/2012	4,090.00	4,090.00				
FELICIANO, JOSELITO RIVERA(148-001-20060017)	Travel in Zamboanga w/ Zimmbodilion Mosende (Oct 24-26, 2012)	463291	10/18/2012	28,312.00	28,312.00				
FERMIN, JOSE MARI (148-001-D00055)	Travel	75000	8/13/1995	29,824.10				29,824.10	

Name	Particulars	Reference		Total	Amount Due				Remarks
		Check No.	Date		less than 30 days	31-60 days	61-365 days	Over 1 Year	
FERNANDEZ, NELIDA A.(148-001-19760488)	For relocation expenses in RHO 6	260465	9/29/2000	20,000.00				20,000.00	
FERRER, EMILY Z.(148-001-20000027)	Travel in Cebu City w/ 2 others (Oct 14-20, 2012)	463238	10/11/2012	23,079.00	23,079.00				
FLORA, ROUMAYNE (148-001-MD000333)	Travel in Cebu City	414276	11/4/2007	4,277.00				4,277.00	
FRANCISCO, PAULO EUGENE JARDIN(148-001-19960008)	Travel in Zambales & Olongapo(July 6-18, 1998)	187203	7/14/1998	3,741.00				3,741.00	
GAJETE, FRANCESCA C.(148-001-20070073)	Travel in Mandaue City, Cebu (Oct 17-18, 2012)	463282	10/16/2012	7,259.00	7,259.00				
GAMARO, MA RUTH SURMIEDA(148-001-19902260)	Travel in Tacloban (July 1-6, 2002) & in Iloilo City (July 11-12, 2002)	309565/309834	07-01-02 & 07-03-02	13,362.00				13,362.00	
GANGAN, MARIVIC VISTRO(148-001-20070132)	Travel in Cebu City (Oct 15-19, 2012)	463274	10/15/2012	10,520.00	10,520.00				
GARCIA, JR. ALEJANDRO S (148-001-19882221)	Travel in Misamin Occ (Feb 24-28, 1997), Bataan (Mar 3-7, 1997), Zamboanga del Sur (Mar 17-21, 1997) & in Agusan del Norte (Jul 28-31, 1997)	75559/64968/117072/135234/136100/136741/143451	09-21-95, 10-13-95, 08-12-96, 02-19-97, 02-28-97, 03-13-97, 07-28-97	13,500.00				13,500.00	
GARCIA, LUZVIMINDA CAVITE(148-001-19882205)	Travel in Tacloban (Oct 16-19, 2012)	463228	10/10/2012	15,328.50	15,328.50				
GATUZ, JUANITO USITA(148-001-19900044)	Travel in Sorsogon (Sept 19-27, 1999)	222469	9/3/1999	570.00				570.00	
GEBERT, LUDIVINA A(148-001-19902273)	Travel in Tacloban City (Sept 2-4, 1997)	144854	8/25/1997	1,250.00				1,250.00	
GELBAS, LUZVIMINDA B(148-001-19892211)	Travel in Davao del Sur (Nov 11-16, 1996)	121309	10/25/1996	2,500.00				2,500.00	
GENORGA, GIL, JR. D (148-001-19930016)	Travel in Iloilo City (Sept 22-26, 1996) & Region VIII (Mar 23-27, 1996)	116414/118890/167597	07-29-96, 09-19-96, 03-20-96	5,250.00				5,250.00	
GIANAN, GINA ASUNCION(148-001-19880101)	Travel in Tacloban (Oct 16-19, 2012)	463228	10/10/2012	15,776.00	15,776.00				
GISALA, ELLEN FRANCISCO F(148-001-19870515)	Travel in Culion Sanitanum	463107	9/28/2012	12,470.00	12,470.00				
GO, MARIETA TANO(148-001-19831381)	Travel to Capiz & Antique w/ Adeline Ronquillo (Nov 5-8, 2012)	463538	10/31/2012	35,992.00	35,992.00				
GONZALES, ANTHONY BARLIZO(148-001-19860571)	Travel	64334/34613/64674/7340/80909/91149	10-02-95/10-62/08-22-95/11-17-95/01-15-96	10,500.00				10,500.00	
GONZALES, ARCADIO BARLIZA(148-001-19891968)	Travel in Puerto Princesa, Palawan(Oct 22-24, 1996)	120694	10/16/1996	1,400.00				1,400.00	
GONZALES, DIVINA HEY(148-001-19930021)	Travel in Region IV, VI(Dec 14-20, 1996)	94376/123782	02-29-96/12-12-96	3,000.00				3,000.00	

Name	Particulars	Reference		Total	Amount Due				Remarks
		Check No.	Date		less than 30 days	31-60 days	61-365 days	Over 1 Year	
GONZALES, JIBRAN (148-001-D00064)	Travel	123578	12/6/1996	400.00				400.00	
GREGORIO, SUSAN POSADAS(148-001-19850583)	Travel in Puerto Princesa (Oct 1-5, 2012), Davao city (Oct 8-12, 2012) w/ 4 others	463093	9/27/2012	119,857.00	119,857.00				
GUERRERO, ANNA MELISSA S.(148-001-20050131)	Travel in Naga City (Oct 17-18, 2012)	463282	10/16/2012	7,060.00	7,060.00				
GUERRERO, ERLINDA TALION(148-001-19830589)	Travel in Cebu City (Oct 17-19, 2012)	463290	10/17/2012	8,566.00	8,566.00				
GUERRERO, MA. ELLA TEJADA(148-001-20000025)	Travel in Puerto Princesa (Sept 18-21, 2012)	462881	9/10/2012	6,120.00	6,120.00				
GUERRERO, REMEDIOS S(148-001-19900147)	Travel in Dumaguete City (Oct 15-18, 2012)	463238	10/11/2012	15,000.00	15,000.00				
GUIMBARDA, PAUL L.(148-001-20090003)	Travel to Cebu City w/ 3 others (Nov 5-8, 2012)	463538	10/31/2012	40,800.00	40,800.00				
HALNIN, CHRISTIAN GRAJO(148-001-19990052)	Travel in Far North General Hospital-Apayao & Luis Hora Memorial Hospital w/ Randy Cagua	462529	8/15/2012	12,380.00			12,380.00		
HERBOSA, TEODORO J.(148-001-20100585)	Travel in Legazpi City (July 31-Aug 1, 2012)	462297	7/31/2012	5,014.00			5,014.00		
HERNAEZ, JOSÉ MUNGAL(148-001-19860615)	Travel in Davao City	463022	9/20/2012	28,570.00	28,570.00				
HERNANDEZ, ERLINDA TORRES(148-001-19750620)	Travel in Iloilo City(April 10-15, 2000)	241840	4/6/2000	1,180.00				1,180.00	
HERNANDEZ, LEDA MERCADO(148-001-19880623)	Travel in Cebu City (Oct 9-12, 2012)	463217	10/9/2012	14,614.00	14,614.00				
HERNANDEZ, VICTOR UMANDAP(148-001-19882216)	Travel in Regions I, VI & II(Aug 14-Sept 2, 2000)	250336	8/17/2000	10,096.00				10,096.00	
HING, MARGARITA VELASQUEZ(148-001-19902206)	Travel in Cotabato & GenSan City (Oct 22-25, 2012)	463282	10/16/2012	16,650.00	16,650.00				
HIZON, IRENE VENTURA(148-001-19940029)	Travel in Davao City (Aug 16, 2012)	462466	8/10/2012	8,226.96			8,226.96		
IGNACIO, ALLAN PANGILINAN(148-001-19960069)	Travel in Dumaguete City (Oct 16-18, 2012)	463258	10/12/2012	5,942.00	5,942.00				
ILAGAN, JOCELYN ILAGAN(148-001-19960042)	Travel in Zamboanga City (Aug 4-6, 1999)	220013	7/27/1999	710.00				710.00	
ILYA, TAC-AN(148-001-D00093)	Travel in Cebu City (Sept 23-28, 2001)	292327	9/27/2001	9,382.00				9,382.00	
IMPORTA, LIBERTY VILLANUEVA(148-001-19780641)	Travel in cebu City (Oct 9-12, 2012)	463217	10/9/2012	14,614.00	14,614.00				
INABANGAN, MAYBELINE YERRO(148-001-19760642)	Travel in Northern Leyte & Northern Leyte(Nov. 3-9, 1996)	121461	10/30/1996	2,000.00				2,000.00	
JACINTO, DELIA LAJARA(148-001-19850678)	Travel in Palawan	463107	9/28/2012	12,470.00	12,470.00				
JACINTO, OSCAR VILLARCARLOS(148-001-19870650)	Travel in CHD-II Cagayan Valley (Sept 24-27, 2012)	463029	9/21/2012	8,353.00	8,353.00				
JADAN, SUZETTE L.(148-001-20070098)	Travel in Butuan City	414274	11/14/2007	5,901.00				5,901.00	
JAVELLANA, JOEL G.(148-001-19880655)	Conducted Lakbay Buhay Kalusugan	463107	9/28/2012	35,000.00	35,000.00				

Name	Particulars	Reference		Total	Amount Due				Remarks
		Check No.	Date		less than 30 days	31-60 days	61-365 days	Over 1 Year	
LAGDA, ARVIN CESAR M.(148-001-20030012)	CA for Salina Go-Travel in Iloilo City(Oct 13-17, 2003)	341748	10/9/2003	6,011.00				6,011.00	
LAGMAN, ADELA MANALO(148-001-19892210)	Travel	64439/80144	10-30-55/11-08-95	3,500.00				3,500.00	
LAGRAMADA, GINA H.(148-001-20080084)	Travel in region X (Sept 24-28, 2012)	463002	9/18/2012	9,439.00	9,439.00				
LAMBAS, AKISAH M.(148-001-20070095)	Travel in Cotabato City	414273	11/14/2007	7,500.00				7,500.00	
LANGI, FRANCIS (148-001-20050022)	Travel in CHD Eastern Samar	353033	9/8/2004	3,818.00				3,818.00	
LAQUINDANUM, YOLANDA CABRERA(148-001-19750689)	Travel to Cebu City w/ 3 others (Nov 7-10, 2012)	463538	10/31/2012	58,456.00	58,456.00				
LAVERINTO, FERDINAND ALLEGADO(148-001-19940144)	Travel in Palawan (May 10-11, 2012)	461089	5/10/2012	264.00			264.00		
LIBIRAN, EDUARDO SALAPONG(148-001-19910004)	Travel in Bacolod City (Sept 19-21, 2012)	462957	9/13/2012	9,659.00	9,659.00				
LIBIRAN, JOSEPHINE ADRIANO(148-001-19880703)	Travel in GenSan City (Oct 22-25, 2012)	463258	10/12/2012	16,650.01	16,650.01				
LIBUNAO, EMELYN (148-001-D00062)	Travel in Cebu City (Nov 21-24, 2001)	10/2/2696	11/19/2001	6,431.00				6,431.00	
LICUANAN, REDENTOR R.(148-001-19820704)	Travel in Regions I, VI & II(Aug 14-Sept 2, 2000)	250016	8/14/2000	10,096.00				10,096.00	
LIMPIN, MARICAR (148-001-D00063)	Travel in Davao City (Oct 14-16, 1998)	192801	10/19/1998	4,114.00				4,114.00	
LINGAN, MAXIMO T(148-001-19860710)	Travel	93812	2/21/1996	1,700.00				1,700.00	
LOPEZ, EDNA M (148-001-19810721)	Travel in Cebu City w/ Joanne Oriel (Aug 27-31, 2012), CHD III (Sept 10-14, 2012) & CARAGA-Diana Colleen Sims (Sept 17-21, 2012)	462641/462881	08-24-12/09-10-12	25,371.04	22,848.00		2,523.04		
LOPEZ, WILBERTO (148-001-D00070)	Travel in Davao City (Oct 14-16, 1998)	192674	10/15/1998	4,114.00				4,114.00	
LOZADA, DAVID, JR. J.(148-001-19970016)	Travel in Cebu City (Oct 17-19, 2012)	463174	10/5/2012	5,850.00	5,850.00				
LUCERO, ALMA GOCHIOCO(148-001-19850564)	Travel	121244	10/24/1996	2,000.00				2,000.00	
MADRID, MA. TERESA GAMINDE(148-001-19920133)	Travel in Ozamiz City (Oct 3-5, 2012)	463142	10/3/2012	8,210.00	8,210.00				
MAGBANUA, ARIEL D(148-001-19930123)	Travel in Iloilo City (Aug 30-31, 2012)	462686	8/29/2012	5,589.36			5,589.36		
MAGBILANG, LUIS ORATE(148-001-19890750)	Travel in Puerto Princesa, Palawan (March 7-9, 2000)	239870	2/21/2000	1,250.00				1,250.00	
MAGTURO, CECILE G (148-001-19892160)	Travel in Palawan (Oct 22-27, 2012)	463291	10/18/2012	12,000.00	12,000.00				

Name	Particulars	Reference		Total	Amount Due				Remarks
		Check No.	Date		less than 30 days	31-60 days	61-365 days	Over 1 Year	
MAJINI, RAYMOND V.(148-001-20030175)	Travel in Region VIII (Oct 1-10, 2012)	463107	9/28/2012	20,467.44	20,467.44				
MALANUM, JOEY I(148-001-19930044)	Travel in Cavite (Sept 9-11, 1997)	145433	9/2/1997	800.00				800.00	
MALAPIRA, MARIVIC G(148-001-19860759)	Travel	64682	10/10/1995	1,700.00				1,700.00	
MANALILI, AGNES DUMALAOG(148-001-19920125)	Travel in Baguio City (Oct 24, 1996)	120684	10/16/1996	150.00				150.00	
MARCELLANA, RONALD TORRES(148-001-19950038)	Travel in CHD II-Cagayan Valley	463022	9/20/2012	7,625.00	7,625.00				
MARIANO, ALBERTO ARAMBULO(148-001-19800801)	Travel in Ozamiz City (Oct 3-5, 2012)	463142	10/3/2012	8,210.00	8,210.00				
MARQUEZ, JOANNE VALENTINA BERNARDO(148-001-19920102)	Travel		4/2/2007	1,100.00				1,100.00	
MARUMBAS, LIZA (148-001-D00067)	Travel		4/2/2007	1,700.00				1,700.00	
MATIBAG, ELIZABETH RODEO(148-001-19882217)	Travel in Davao City (Oct 24-26, 2012)	463343	10/23/2012	15,200.00	15,200.00				
MENDOZA, MARIA TERESA BANTING(148-001-19802242)	Travel in Cagayan de Oro City(May 12-13, 2009)	418574	5/11/2009	14,156.00				14,156.00	
MENDOZA, RODRIGO (148-001-D00069)	Travel	120180	10/9/1996	1,400.00				1,400.00	
MENDOZA, VITALIANO MANALANSANG(148-001-19910028)	Travel	64550	10/9/1995	1,700.00				1,700.00	
MERCADO, ROLANDO RUBIO(148-001-19910178)	Travel	75568	9/21/1995	2,000.00				2,000.00	
MILLARES, MARIVIC YAMBAO(148-001-19880831)	Travel in Albay w/ 2 others (Oct 15-24, 2012)	463258	10/12/2012	31,716.00	31,716.00				
MILLENA, SARAH G.(148-001-20110136)	Travel in Palawan	463022	9/20/2012	12,414.00	12,414.00				
MIRALLES, JEFFREY O.(148-001-20040064)	Travel in Cebu & Dipolog w/ 2 others (Oct 22-Nov 1, 2012)	463291	10/18/2012	41,226.00	41,226.00				
MOGOL, GERARDO S.(148-001-19890835)	Travel in Palawan (Oct 22-27, 2012)	463282	10/16/2012	12,000.00	12,000.00				
MOGRO, JOSE ROMELITO LOSTE(148-001-19860836)	Travel in Laguna(July 26-August 20, 1999)	222010	7/27/1999	7,200.00				7,200.00	
MONTANCES, CESAR (148-001-D00080)	Travel in Cebu City (Sept 26-29, 2001)	291714	9/23/2001	5,831.00				5,831.00	
MORADA, MARY HELEN S(148-001-19910163)	Travel in Bacolod City (July 22-27, 2012)	462063	7/27/2012	7,709.00			7,709.00		
MORALES JR., AUGUSTO A.(148-001-20080040)	Travel in Jose B. Lingad Memorial Regional Hospital	463152	10/4/2012	2,440.00	2,440.00				
MOROTA, CORAZON PADRE(148-001-19620851)	Travel	118469	9/10/1996	200.00				200.00	
MUNSAYAC JR., ROMULO F.(148-001-20040022)	Travel in Cebu & Dipolog w/ 2 others (Oct 22-Nov 1, 2012)	463291	10/18/2012	37,316.00	37,316.00				

Name	Particulars	Reference		Total	Amount Due				Remarks
		Check No.	Date		less than 30 days	31-60 days	61-365 days	Over 1 Year	
NAVARRO, JESSELLE ANNE M (148-001-20080056)	Travel in Palawan	463022	9/20/2012	8,693.00	8,693.00				
NIETO, ETHELYN PASION(148-001-19662094)	Travel in Iigan & CDO(July 11-12, 2007)	412417	7/11/2007	11,918.00				11,918.00	
NIOLA, REMEDIOS VELARDE(148-001-19880877)	Travel in North Cotabato (Oct 9-12, 2012)	463217	10/9/2012	18,000.00	18,000.00				
OBREGON, NOEL ANGELO ESNAOLA(148-001-19990017)	Travel in Zamboanga City (Aug 12-16, 2002), Tacloban & CHD XII (Sept 16-20, 2000)	311711/313353	08-15-02/09-20-00	27,453.00				27,453.00	
OCHOA, HUBERTO ALBIS(148-001-19870891)	Travel in Tacloban (May 27-31, 2002)	307891	5/24/2002	6,681.00				6,681.00	
ORBILLO, LITA LAUZON(148-001-19940065)	Travel in Cagayan de Oro (Oct 22-25, 2012)	463123	10/22/2012	14,449.00	14,449.00				
ORBON, MARIA CATALINA BONIFACIO(148-001-19980105)	Travel in Batanes (Apr 10-14, 2000)	241738	4/4/2000	8,550.00				8,550.00	
OROSCO, NOEL (148-001-20050141)	Travel in Romblon w/ L. Panganiban, V. Antonio, T. Castillo & Ana Rivera(Aug 25-28, 2008) & in GenSan City	4616309/416423	05-08/09-04	43,271.60				43,271.60	
ORTEGA, LEONARD ICUTANIM(148-001-19891111)	Travel in Kalinga Province (Feb 5-19, 1996)	91969/94282	01-29-96/02-28-96	7,200.00				7,200.00	
ORTEGA, MARISSA CASTILLO(148-001-20070124)	Travel in Region IX & CARAGA (Oct 29-Nov 7, 2012)	463364	10/24/2012	44,018.00	44,018.00				
ORTIZ, EDGARDO (148-001-D00071)	Travel	116313	7/25/1996	200.00				200.00	
OSEO, OFELIA (148-001-D00072)	Travel in Baguio City (Feb 14-16, 2002)	304164	4/13/2002	970.00				970.00	
PACARDO, MARILYN ANDES(148-001-19801408)	Travel in Laguna (Oct 1-6, 2012)	463107	9/28/2012	4,034.00	4,034.00				
PALAPAR, ROLANDO DAR JUAN(148-001-19980130)	Travel in cebu City (Oct 17-19, 2012)46328210-16-12			5,395.00	5,395.00				
PALAYPAYON, NOEL (148-001-20010104)	Travel in Cebu (Oct 17-18, 2012) & in Dumaguete (Oct 25-26, 2012) w/ 3 others	463282	10/16/2012	61,193.00	61,193.00				
PANADERO, AUSTERES (148-001-D00073)	Travel in Cebu City (Sept 26-29, 2001)	291877	9/17/2001	5,831.00				5,831.00	
PANGINDIAN, NATIVIDAD B.(148-001-19560930)	Travel	74159	8/31/1995	4,000.00				4,000.00	
PANTILANO, JR , VIDAL ENCARNACION(148-001-	Travel in Ilocos (Sept 10-14, 2012), Insh Dapne Pastrano-Region XII (Sept 17-21, 2012) & in Dumaguete (Oct 16-18, 2012)	462856/463258	09-07-12/10-12-12	26,712.00	26,712.00				

Name	Particulars	Reference		Total	Amount Due				Remarks
		Check No.	Date		less than 30 days	31-60 days	61-365 days	Over 1 Year	
PASCUA, APRIL ROSE REYES(148-001-20120046)	Attended QMR Training & CHD Coreteam Training (Oct 14-16, 2012)	463258	10/12/2012	6,534.00	6,534.00				
PASCUAL, AUGUSTO CASIMIRO(148-001-19711888)	Travel		4/2/2007	20,000.00				20,000.00	
PASTOR, NIÑO ISMAEL S.(148-001-19892201)	Travel in Cebu City(June 8-10, 2008)	415647	6/5/2008	10,922.00				10,922.00	
PASUMBAL, ALAN D.(148-001-20110411)	Travel in GenSan City (Oct 22-25, 2012)	463258	10/12/2012	14,799.00	14,799.00				
PENAMANTE, FIDEL (148-001-D00074)	Travel in GenSan (Sept 26-29, 2001)	291924	9/17/2001	12,482.00				12,482.00	
PERALTA, AGNETTE DE PERIO(148-001-19730956)	Travel in Cebu City	463282	10/16/2012	11,287.00	11,287.00				
PERALTA, JASMIN T.(148-001-20080078)	Travel in Cagayan de Oro & Cebu City w/ others (Oct 23-27, 2012)	463303	10/19/2012	96,320.00	96,320.00				
PEREZ, ELVIRA ARAMBULO(148-001-19740963)	Travel in Cagayan de Oro (Nov 20-23, 2002)	315386	11/19/2002	3,326.00				3,326.00	
PINEDA, RODELIO ADRIANO(148-001-19880976)	Travel in Region XII(GenSan)(Oct 11-12, 2012)	463217	10/9/2012	9,520.00	9,520.00				
POLO, ROSELITO ARAÑEZ(148-001-20100177)	Travel in Region IVA-Nestor Amido (Sept 18-22, 2012)	463029	9/21/2012	3,350.00	3,350.00				
PORNOBI, MARIO (148-001-D00077)	Travel	120181	10/9/1996	1,400.00				1,400.00	
PROFITA, ALVIN (148-001-D00078)	Travel	120372	10/11/1996	1,400.00				1,400.00	
RAFOL, AUGUSTO DELA CRUZ(148-001-20100003)	Conducted Audit (Sept 21-Oct 10, 2012)	463029	9/21/2012	572.92	572.92				
RAGONTON, RONNIE G(148-001-19910032)	Travel in CHD I (Oct 8-10, 2012) & to Cebu City w/ 3 others (Nov 5-9, 2012)	463174/463538	10-05-12/10-31-12	41,920.00	41,920.00				
RAMIREZ, ANTONIO-1(148-001-D00081)	Travel in Talacogon, Agusan del Sur (June 23, 2003)	322522	6/19/2003	3,098.00				3,098.00	
RAMIRO, GEORGINA ESCARLOS(148-001-19900074)	Travel in Cagayan de Oro (Oct 25-27, 2012)	463050	9/24/2012	14,789.00	14,789.00				
RAMOLETE, BENJAMIN R(148-001-19900007)	Travel	120387	10/11/1996	1,400.00				1,400.00	
RAMOS, CONSOLACION HERNAEZ(148-001-19880614)	Travel in Cebu (Oct 4-6, 2012)	463152	10/4/2012	12,011.00	12,011.00				
RAMOS, RUSLYN DELA CRUZ(148-001-19900028)	Travel in GenSan, Davao del Sur (Nov 3-9, 1996)	121382	10/28/1996	1,900.00				1,900.00	
RAYMUNDO, DITAS PURISIMA TURIANO(148-001-19881007)	Travel in Cebu City (Oct 9-12, 2012)	463217	10/9/2012	14,614.00	14,614.00				
REBANAL, LEA MYLENE REGALADO(148-001-19881007)	Travel in Region XI w/ 2 others (Oct 17-19, 2012)	463275	10/16/2012	19,258.00	19,258.00				
REYES, ARNE S(148-001-19930014)	Travel	64748	10/11/1995	1,700.00				1,700.00	

Name	Particulars	Reference		Total	Amount Due				Remarks
		Check No.	Date		less than 30 days	31-60 days	61-365 days	Over 1 Year	
REYES, CLARISSA B (148-001-19801023)	Travel in Davao City (Oct 24-26, 2012)	463343	10/23/2012	15,200.00	15,200.00				
REYES, MILAGROS T(148-001-19882218)	Travel	93346	2/15/1996	1,100.00				1,100.00	
RICOHERMOZO, BENEDICTA MORENO(148-001-19980076)	Travel		11/6/2006	6,060.00				6,060.00	
RIEGO DE DIOS, JOSELITO MAGANTE(148-001-19881033)	Travel in North Cotabato (Oct 9-12, 2012)	463217	10/9/2013	9,906.00	9,906.00				
RIVERA, ANA TRINIDAD FRANCISCO(148-001-19880512)	Travel in CHD XII-GenSan City (Sept 25-28, 2012)	463002	9/18/2012	7,230.00	7,230.00				
ROGADO, ISABELITA (148-001-D00083)	Travel in Davao City (Oct 14-16, 1998)	192673	10/15/1998	4,114.00				4,114.00	
ROMAGOSA, ROLANDO A L(148-001-19980199)	Travel in Baguio City (July 24-31, 2000) & Regions I, VI & II (Aug 14- Sept 2, 2000)	248961/250504	07-21-00/08 22-00	12,514.00				12,514.00	
ROMERO, SUSAN REBECCA B.(148-001-19892000)	Travel in Cebu City (May 17, 2003)	320812	5/13/2003	6,911.00				6,911.00	
ROMERO, VIRGINIA M(148-001-20010128)	Travel in Dipolog City(May 23-25, 2007)	413024	5/22/2007	11,034.00				11,034.00	
ROMUALDO, FELIPE AARON(148-001-19910029)	Travel in San Fernando, Pampanga (April 3, 2001)	270766	1/30/2001	20,000.00				20,000.00	
ROQUERO, JR., LORETO BALADIANG(148-002-19910152)	Travel in Cebu (Oct 28-30, 2001)	290103	10/26/2001	111,505.99				111,505.99	
ROXAS, ALBERTO (148-001-D00085)	Travel	116319	7/25/1996	200.00				200.00	
RUBIAN, LARRY CORNEJO(148-001-19851064)	Travel in Tandag, Surigao del Sur(Jan 20-23, 1999)	202763/21115	20-99/01-12	6,400.00				6,400.00	
RUIZ, JR., ALBERTO IGNACIO(148-001-19980073)	Travel to Ilocos Region & CHD CAR (Nov 5-10, 2012)	463538	10/31/2012	4,140.00	4,140.00				
SACMAN, AGAPITO GABAY(148-001-19881073)	Travel in Calapan, Oriental Mindoro(Apr 3-7, 2000)	230051/243479	03-28-00/04 28-00	6,140.00				6,140.00	
SALAZAR, REYNALDO (148-001-D00086)	Travel	250370	8/18/2000	900.00				900.00	
SALOPESA, JOSE AURIN(148-001-19950005)	Travel	65423	10/23/1995	900.00				900.00	
SAMONTE, GENESIS MAY (148-001-20040015)	Travel in Aklan (Sept 25-28, 2012)	463029	9/21/2012	8,174.00	8,174.00				
SANTIAGO, MA TERESA CUTCHON(148-001-19980004)	Travel in CHD II-Cagayn Valley (Oct 22-24, 2012)	463282	10/16/2012	7,676.00	7,676.00				
SANTIAGO, PAUL NOEL (148-001-20070050)	deployment in area of assignment	413089	5/30/2007	6,049.00				6,049.00	
SANTIAGO, ROLANDO ILAYA(148-001-19881112)	Travel in CHD IX-Zamboanga w/ Francis Olalia (Oct 16-19, 2012)	463282	10/16/2012	34,804.00	34,804.00				

Name	Particulars	Reference		Total	Amount Due				Remarks
		Check No.	Date		less than 30 days	31-60 days	61-365 days	Over 1 Year	
SANTOS, GILBERTO (148-001-20010100)	Travel in Caticlan w/ 2 others	463029	9/21/2012	22,622.00	22,622.00				
SAULOG, VANESSA J.(148-001-20000007)	Travel in Bohol (Oct 21-25, 2012)	463217	10/9/2012	5,723.00	5,723.00				
SEBASTIAN, ARLENE(148-001-D00089)	Travel in Rockwell, Makati (Feb 3-15, 2003)	317784	1/29/2003	7,691.00				7,691.00	
SEDILLO, BENJAMIN E(148-001-19881134)	Travel in Cebu City (Apr 16-May 10, 2001)	274084	4/10/2001	28,672.00				28,672.00	
SELORIO, SELSA MILDRED S.(148-001-19851137)	Travel to Cebu City w/ 3 others (Nov 7-10, 2012)	463538	10/31/2012	58,456.00	58,456.00				
SEVILLA, ENRICO QUIROZ(148-001-19970039)	Travel in Butuan City (Mar 9-11, 2005)	358693	3/4/2005	8,491.00				8,491.00	
SIAPNO, RUBEN (148-001-D00101)	Travel in Zamboanga (Aug 20-22, 2002)	311359	8/9/2002	7,631.00				7,631.00	
SIASOCO, VICTOR C.(148-001-20050176)	Over refund			(500.00)	(500.00)				
SOLUTA, NENITA S.(148-001-20030174)	Travel in CHD 8 (Oct 22-30, 2012)	463238	10/11/2012	18,209.00	18,209.00				
SORIANO, APOLONIO (148-001-D00090)	Travel	110995	7/2/1996	41,540.10				41,540.10	
SORIANO, JUN JORGE O. (148-001-19881160)	Travel in CHD 8 (Oct 22-30, 2012)	463238	10/11/2012	18,209.00	18,209.00				
SOTOCINAL, ROSE MYLENE ALABADO(148-001-19980057)	Travel in CHD 8 (Oct 22-30, 2012)	463239	10/12/2012	18,209.00	18,209.00				
STA MARIA, MANUEL (148-001-D00091)	Travel	64424	10/5/1995	4,700.00				4,700.00	
SUALOG, ROSENDO (148-001-20050155)	Travel to Capiz & Antique (Nov 5-8, 2012)	463538	10/31/2012	17,936.00	17,936.00				
SUCALDITO, MA. NEMIA LAPASTORA(148-001-19910063)	Travel in Caticlan w/ 2 others (Sept 25-28, 2012)	463029	9/21/2012	24,522.00	24,522.00				
SUNGCAD, DEBRA JUNELA S.(148-001-20030026)	Travel to Tacloban (Nov 6-9, 2012)	463520	10/30/2012	4,556.08	4,556.08				
TAIÑO, MA. CAROLINA VIDAL(148-001-19821630)	Travel in Cebu City (Oct 17-19, 2012)	463258	10/12/2012	6,422.00	6,422.00				
TAÑALA, VIOLETA TORRELIZA(148-001-19791190)	Travel in CHD 7 (Oct 16-30, 2012)	463238	10/11/2012	19,110.00	19,110.00				
TERANIA, JULIETA T.(148-001-20070028)	Travel in Iloilo City (Aug 15-17, 2012)	462466	8/10/2012	5,400.00			5,400.00		
TEVES, MARIETTA ZUÑIGA(148-001-19881210)	Travel	64879	10/12/1995	1,400.00				1,400.00	
TIMBANG, RENE N(148-001-19910085)	Travel in Tacloban (Oct 9-12, 2012)	463228	10/10/2012	7,500.00	7,500.00				
TING, DOUGLAS (148-001-D00095)	Travel	154162	10/17/1997	1,350.00				1,350.00	
TIOMICO, ELSA M.(148-001-20060059)	Travel in CHD 8	463258	10/12/2012	18,209.00	18,209.00				
TOLENTINO, RHANDY Y.(148-001-19950052)	Travel in CHD V-Bicol w/ Insh Pastrano (July 23-27, 2012)	462101	7/18/2012	31,210.00			31,210.00		
UBIAL, DIANNE P.(148-001-20120037)	Travel in Kalibo & Iloilo w/ Knstine de Ramos (Oct 11-12, 2012)	463152	10/4/2012	8,844.00	8,844.00				

Name	Particulars	Reference		Total	Amount Due				Remarks
		Check No.	Date		less than 30 days	31-60 days	61-365 days	Over 1 Year	
UMALI, ANGELITO (148-001-D00097)	Travel in Silago, Southern Leyte (Jul 30, 2002)	311258	8/8/2002	3,318.00				3,318.00	
UNRECONCILED(148-001-UNREC2004)				808,463.75				808,463.75	
VALEZA, LILIBETH MERCADO(148-001-19851263)	Travel in Region 8 w/ Hazel Abunto (Oct 1-10, 2012)	463107/463123	09-28-12/10 01-12	35,040.00	35,040.00				
VELASCO, GRACE (148-001-D00098)	Travel in Cebu City (Mar 8, 2002)	304764	3/1/2002	6,431.00				6,431.00	
VERA, MA. THERESA DE GUZMAN(148-001-19920033)	Travel in Cebu City (Oct 17-19, 2012)	463228	10/10/2012	14,920.00	14,920.00				
VERGARA, JOSE MIGUEL V(148-001-19920117)	Travel		4/2/2007	49,915.75				49,915.75	
VERTUDEZ, HERNANI (148-001-D00099)	Travel	120179	10/9/1996	1,400.00				1,400.00	
VIERNES, EMMA M.(148-001-19821281)	Travel	218450	7/5/1999	980.00				980.00	
VILLALON, III, ERNESTO EUSEBIO S.(148-001-19950076)	Travel in Ilocos Norte(June 26-29, 2012)	461541	6/13/2012	12,000.00			12,000.00		
YABUT, BENEDICTA (148-001-D00100)	Travel	191746	9/29/1998	3,054.00				3,054.00	
FOREIGN TRAVEL									
ABRAGAN, RAMON(148-002-D00032)	Travel	80617	11/16/1995	39,000.00				39,000.00	
ALCANTARA, ROBERTO(148-002-D00035)	Travel	113728/84743	05-15-97/05-30-97	187,420.96				187,420.96	
APLASCA, MARI ROSE (148-002-D00037)	Travel	87922	6/20/1997	44,361.00				44,361.00	
ARCAY, JUANITA(148-002-D00038)	Travel	80587	11/16/1995	49,896.96				49,896.96	
AROBINTO, JAMAR A(148-002-MD000234)	Travel in Saudi Arabia (Oct 15-Nov 15, 2012)	425867	10/11/2011	136,921.20			136,921.20		
BARTOLOME, NOEMIA (148-002-D00040)	Travel	80577	10/16/1995	49,896.96				49,896.96	
BAYUGO, GERARDO VARGAS(148-002-19860159)	Travel in Switzerland (May 16-24, 2011)	424572	5/2/2011	170,442.69				170,442.69	Liquidated CA in November
BENITEZ, ROLANDO ALIA(148-002-19900006)	Travel in Bangkok, Thailand (Oct 4-6, 2012)	463136	10/2/2012	65,884.87	65,884.87				
BONIFACIO, JULIE CHAIRMAINE (148-002-D00047)	Travel in Austin, USA (Feb 27-Mar 1, 1999)	209704	3/19/1999	15,620.00				15,620.00	
CASTILLO, FATIMA (148-002-D00043)	Travel	82002	12/6/1995	82,191.85				82,191.85	
CAYAD-AN, MARTHA BUGNOSEN(148-002-19970009)	Travel in Amsterdam, Netherlands (June 25-27, 1997)	87929	6/23/1997	45,062.10				45,062.10	

Name	Particulars	Reference		Total	Amount Due				Remarks
		Check No.	Date		less than 30 days	31-60 days	61-365 days	Over 1 Year	
CLAVERO, ANTONIO NEILSON DEGUITO(148-002-19940159)	Travel in Amsterdam, Netherlands (June 25-27, 1997)	87930	6/23/1997	29,273.75				29,273.75	
CRUZ, MARCELLANO (148-002-D00049)	Travel	87921	6/20/1997	44,361.00				44,361.00	
DAVID, LILIBETH CAOILI(148-002-19910133)	Travel in Beijing, China (Oct 31-Nov 3, 2012)	463473	10/29/2012	24,475.05	24,475.05				
DE JOYA, VIRGINIA (148-002-D00056)	Travel in USA (Nov 10-17, 1995)	80575	11/16/1995	49,896.96				49,896.96	
DE LEON, GILBERT (148-002-D00057)	Travel in USA (Nov 10-17, 1995)	80573	11/16/1995	49,896.96				49,896.96	
DELOS REYES, JOSEFINA SANTOS(148-001-19940114)	Travel in Vietnam (Sept 24-28, 2012)	463002	9/18/2012	70,088.07	70,088.07				
DERAY, RAFFY (148-001-20070051)	Travel in Switzerland (Sept 4-8, 2012)	462545	8/17/2012	3,000.00	3,000.00				
FALDAS, RENEE (148-002-D00054)	Travel in Sydney, Australia (Oct 31-Nov 27, 1999)	233259	10/19/1999	17,664.80				17,664.80	
GACAD, EVELYN GRACE B(148-002-19880527)	Travel in Geneva, Switzerland (Nov 13-15, 1995)	80618	11/16/1995	39,000.00				39,000.00	
GREGORIO, SUSAN POSADAS(148-002-19850583)	Travel in Lao, PDR (Sept 24-27, 2012)	463023	9/20/2012	79,242.71		79,242.71			
HERBOSA, TEODORO J.(148-002-20100585)	Travel in Seoul, Korea (Nov 10-18, 2012)	463303	10/19/2012	163,012.71	163,012.71				
LOMANDONG, MASHIDING (148-002-EM000294)	Travel in Mecca, Kingdom of Saudi Arabia (Dec 11, 2007-January 2, 2008)	414443	12/7/2007	221,424.40				221,424.40	
LOPEZ, JR., JUAN M.(148-002-19872187)	Travel in Bangkok, Thailand (July 3-4, 2012)	461806	6/29/2012	30,241.65			30,241.65		deceased
LUTERO, III, NICOLAS B.(148-002-19920008)	Travel in Seoul, Korea (Nov 10-18, 2012)	463290	10/17/2012	164,134.79	164,134.79				
MATIENZO, MA. CECILIA CREDO(148-002-19880813)	Travel in Yogyakarta, Indonesia	462964	9/14/2012	80,083.25		80,083.25			
MENDOZA, EVELYN CALAGOS(148-002-19880216)	Travel in Seoul, Korea (Nov 10-18, 2012)	463303	10/19/2012	160,914.01	160,914.01				
OBRA, RENATO D(148-002-EM000162)	Travel in New York City (Oct 27, 2005- Jan 8, 2006)	365958	10/25/2005	52,294.65				52,294.65	
ONA, ENRIQUE TANGONAN(148-002-20100254)	Attended 65th World Health Assembly (May 23-26, 2012)	461120	5/15/2012	124,610.00			124,610.00		Liquidated CA in November
PLAZA, TERESITA (148-002-D00076)	Travel in USA (Nov 10-17, 1995)	80571	11/16/1995	49,896.96				49,896.96	
PINEDA, ELOISA (148-001-D00075)	Travel in Vancouver, Canada (July 7-12, 1996)	110578	6/26/1996	80,197.13				80,197.13	
POBLETE, JEAN MARIE MAGNO(148-002-19940119)	Travel in linkoping, Sweden (May 31-June 29, 1997)	84742	5/30/1997	169,916.60				169,916.60	
PONS, MELAHI CORCUERA(148-001-19870979)	Travel in Singapore (Oct 15-18, 1996)	120309	10/10/1996	29,894.80				29,894.80	

Name	Particulars	Reference		Total	Amount Due				Remarks
		Check No.	Date		less than 30 days	31-60 days	61-365 days	Over 1 Year	
RAMOS, CELSO (148-002-D00082)	Travel in USA (Nov 10-17, 1995)	80579	11/16/1995	49,896.96				49,896.96	
ROSELL-UBIAL, PAULYN JEAN B (148-002-19910156)	Travel in Seoul, Korea (Nov 10-18, 2012)	463290	10/17/2012	160,993.41	160,993.41				
VALENCIA, ARIEL (148-002-20040133)	Travel in Hanoi, Vietnam (Sept 24-28, 2012)	462970	9/17/2012	70,217.13		70,217.13			
VALERA, MADELEINE DE ROSAS(148-002-19871257)	Travel in Beijing, China (Oct 29-30, 2012)	463473	10/29/2012	40,548.59	40,548.59				
VERGEIRE, MARIA ROSARIO CLARISSA S(148-002-20070038)	Travel in Beijing, China (Oct 31-Nov 3, 2012)	463520	10/30/2012	1,500.00	1,500.00				
WI, TEODORA ELVIRA C.(148-002-20010057)	Travel	87920	6/20/1997	44,361.00				44,361.00	
SPECIAL ACTIVITIES/OTHERS									
ALEGRE, LOURDES CALUYA(148-005-19872183)	Petty Cash Fund	235547	12/1/1999	8,159.50				8,159.50	
DOROMAL, MADELIENE GABRIELLE MEDIODIA(148-005-19980108)	For registration fee re: Philippine Association of Social Workers (PASWI)(Nov 21-23, 2012)	463238	10/11/2012	10,150.00	10,150.00				
ECHAVEZ, RENATO LAROCCO(148-005-19950078)	For DOH SportsFest Activity	461828	7/4/2012	500,000.00	500,000.00				
FLORES, ILOIDA MAMA(148-005-20070037)	For registration fee(Oct 22-25, 2012)	463303	10/19/2012	3,600.00	3,600.00				
GLORIOSO, CESAR ANGAT(148-005-19800562)	For registration fee re: 60th Diamond Annual National Convention of Mechanical Engineers (Oct 23-26, 2012)	463238	10/11/2012	4,800.00	4,800.00				
LOFRANCO, VIVIAN S.(148-005-19800718)	For registration fee-13th Philcat	408942	8/18/2006	600.00				600.00	
PERALTA, AGNETTE DE PERIO(148-005-19730956)	For the purchase of toys re: Laboratory testing	463123	10/2/2012	62,500.00	62,500.00				
QUIJANO-POZON, JULLYVIN MALANDOG(148-001-19980174)	For registration fee(Oct 2-4, 2007)	413978	9/26/2007	8,080.00				8,080.00	
SILVERA, NILDA BINUYA(148-005-19900117)	For registration fee(Oct 22-25, 2012)	463303	10/19/2012	3,600.00	3,600.00				
TOTAL				8,950,475.10	4,674,421.35	245,903.59	415,389.21	3,614,760.95	

Certified Correct:

Racquel P. Alvendia

RACQUEL P. ALVENDIA, CPA, MBAH
Chief Accountant
Accounting Division, Finance Service

Approved by:

Blesilda A. Gutierrez
BLESILDA A. GUTIERREZ, CPA, MBM
Assistant Secretary Designate
Internal Finance Management Technical Cluster

**GUIDELINES FOR RATING AND RANKING DOH UNITS AND INDIVIDUALS
FOR PERFORMANCE-BASED BONUS, FY 2012**

I. SCHEME FOR RANKING DOH UNITS

1. Group units according to functions and classifications (see Annex A for the complete list)
2. Rating of the offices/bureaus shall be based on their accomplishment on the selected MFO indicators for the PBB submitted by DOH to congress and DBM.
3. Ranking will be determined based on **PBB percentage achievement score (PPAS)** submitted for the PBB. There will be no rounding-off of the PPAS.

$$\text{PPAS} = \frac{\text{Accomplishment} \times 100}{\text{Target}}$$

Only those that achieved at least 90% of their performance targets for 2012 will qualify for the PBB.

4. Based on the average PPAS, the eligible offices/bureaus shall be ranked from highest to lowest and performance category shall be determined for each DOH grouping.

Table 1. DOH Groupings for Ranking in the Performance Based Bonus for 2012

DOH Grouping	Number of Units	10% (best bureau)	25% (better bureau)	65% (good bureau)
Central Office	24	2	6	16
OSEC Office*	13	1	3	9
CHDs	16	2	4	10
Level 1 hosp	8	1	2	5
Level 2 hosp	18	2	5	11
Level 3 hosp	9	1	2	6
Level 4A hosp (MM)	19	2	5	12
Level 4B hosp (Regional)	12	1	3	8
TRC	9	1	2	6
TOTAL	128	13	32	83

*For Category II. Office of the Secretary, the ranking shall be based on the average of PPAs of all the units under each cluster (See Annex B)

5. ExeCom shall decide on cases where there is difficulty in the determination of rank, such as if there are ties among the different offices. The ExeCom shall decide and consider whether there was an intervening job/activity that was assigned to an office meriting additional performance points.

Validation of performance shall also be done in cases where no intervening jobs can settle ranking in cases of ties among offices. Subtraction from the score will be as follows:

- a. 1% for every supporting document missing
 - b. 1% for every wrong item in the report
6. If all the offices under a certain DOH cluster were unable to reach 90% of their targets, the ExeCom shall decide where to transfer the bonus allotted for that grouping of offices.
 7. The final ranking shall be approved by the DOH Execom.

II. SCHEME FOR RANKING DOH PERSONNEL

1. For 2012, the following shall be the basis for rating DOH personnel performance:
 - a. Performance Evaluation System* – for 1st and 2nd level employees
 - b. Career Executive Service Performance Evaluation System – for 3rd level officials

*The Strategic Performance Management System (SPMS) will replace the PES of the employees at 1st and 2nd level positions and will be the basis in 2013 PBB rating and ranking.

2. The following personnel may qualify for the PBB:
 - a. With regular plantilla items
 - i. submitted PES/CESPES for the 2 rating periods (January to June and July to December 2012) provided that,
 1. 1st and 2nd level employees – with rating not lower than satisfactory
 2. 3rd level officials - with rating not lower than very satisfactory
 - b. Contractual/ casual employees
 - i. Having an employer-employee relationship
 - ii. In the government service as of January 2012
 - iii. Rendered at least 12 months of service
 - iv. submitted PES/CESPES for the 2 rating periods (January to June and July to December 2012) provided that,
 1. 1st and 2nd level employees – with rating not lower than satisfactory
 2. 3rd level officials - with rating not lower than very satisfactory
3. All AOs should consolidate and summarize the January to December 2012 PES and submit to HHRDB Personnel Services Division (HHRDB-PSD) on or before **JANUARY 15, 2013**. The consolidation of CESPES shall be done by HHRDB-PSD.
4. The employees per bureau/ delivery units shall be classified according to the following:
 - a. Administrative staff
 - b. Technical staff
 - c. Management staff



5. All employees within the bureau/ delivery units shall be ranked from highest to lowest scores based on their average PES/CESPES rating. Ranking shall be done per employee classification (administrative, technical, management)

Ranking	Performance Category
Top 10%	Best performer
Next 25%	Better performer
Next 65%	Good performer

6. The amount of bonus to be received shall follow EO 80 guidelines. Qualified personnel will receive the corresponding amounts:

Performance Category	Best performer	Better performer	Good performer
Best bureau	35,000	20,000	10,000
Better bureau	25,000	13,500	7,000
Good bureau	15,000	10,000	5,000

7. Validation shall be conducted if there is difficulty in the determination of rank, such as if there are ties among the different employees per category.
8. The head of office may validate or assign a validation team.

Annex A. LIST OF DOH UNITS PER CATEGORY FOR PBB RANKING

Category I. Central Office (excluding OSEC) and Attached Agencies (non-GOCCs)

1. Health Policy Development and Planning Bureau
2. Health Human Resource Development Bureau
3. Bureau of International Health Cooperation
4. Bureau of Local Health Development
5. Food and Drug Administration
6. Bureau of Health Facilities and Services
7. Bureau of Health Devices and Technology
8. Bureau of Quarantine
9. National Center for Pharmaceutical Access and Management
10. National Center for Disease Prevention and Control
 - a. NCDPC-IDO (Elimination of diseases as public health threat)
 - b. NCDPC-IDO (Rabies Control Program)
 - c. NCDPC-IDO (TB Control)
 - d. NCDPC-IDO (Other Infectious diseases and emerging and re-emerging diseases)
 - e. NCDPC-Degenerative Disease Office
 - f. NCDPC-Family Health Office
 - g. NCDPC-Environmental and Occupational Health Office
11. Philippine National AIDS Council
12. National Center for Health Promotion
13. Health Emergency Management Staff
14. National Epidemiology Center
15. National Center for Health Facility Development
16. Information Management Service
17. Internal Audit Service
18. Administrative Service
19. Finance Service
20. Procurement Service
21. Legal Service
22. National Voluntary Blood Services
23. National Nutrition Council
24. Commission on Population

Category II. Office of the Secretary

1. Office of the Secretary Proper (including Media Relations Unit and Public Assistance Unit)
2. Special Concerns Cluster (including Dangerous Drug Abuse Prevention and Treatment Program and Medical Tourism Program)
3. Health Policy Finance and Research Development Cluster
4. Internal Finance Management Technical Cluster
5. Administration Technical Cluster

6. Office of Undersecretary 2 (Usec. Lozada's office including Integrity Development Committee, Performance Governance System Secretariat)
7. Support to Service Delivery I Cluster
8. Support to Service Delivery II Cluster
9. Support to Service Delivery III Cluster
10. Area Cluster Office Northern and Central Luzon Cluster (including ISO secretariat)
11. Area Cluster Office for NCR and Southern Luzon (including PPP Office)
12. Visayas Cluster
13. Mindanao Cluster

Category III. Centers for Health Development (CHDs)

1. CHD - Metro Manila
2. CHD 1 - Ilocos
3. CHD - CAR
4. CHD 2 - Cagayan Valley
5. CHD 3 - Central Luzon
6. CHD 4A - CALABARZON
7. CHD 4B - MIMAROPA
8. CHD 5 - Bicol
9. CHD 6 - Western Visayas
10. CHD 7 - Central Visayas
11. CHD 8 - Eastern Visayas
12. CHD 9 - Zamboanga Peninsula
13. CHD 10 - Northern Mindanao
14. CHD 11 - Davao
15. CHD 12 - SOCCSKSARGEN
16. CHD Caraga

Category IV. Level 1 Hospitals

1. Conner District Hospital
2. Talavera Extension Hospital
3. Talisay District Hospital
4. Schistosomiasis Hospital
5. Mindanao Central Sanitarium
6. Sulu Sanitarium
7. Labuan Public Hospital
8. Cotabato Sanitarium

Category V. Level 2 Hospitals

1. San Lorenzo Ruiz Special Hospital for Women
2. Dr. Jose N. Rodriguez Memorial Hospital
3. Luis Hora Memorial Regional Hospital



4. Far North Luzon General Hospital and Training Center
5. Southern Isabela General Hospital
6. Batanes General Hospital
7. Culion Sanitarium and Balala Hospital
8. Ospital ng Palawan
9. Bicol Sanitarium
10. Western Visayas Sanitarium
11. Don Jose S. Monfort Medical Center Extension Hospital
12. St. Anthony Mother and Child Hospital
13. Eversley Childs Sanitarium
14. Don Emilio del Valle Memorial Hospital
15. Basilan Provincial Hospital
16. Dr. Jose Rizal Memorial Hospital
17. Margosatubig Regional Hospital
18. Adela Serra Ty Memorial Medical Center

Category VI. Level 3 Hospitals

1. Las Piñas General Hospital and Satellite Trauma Center
2. Region I Medical Center
3. Ilocos Training and Regional Medical Center
4. Veterans Regional Hospital
5. Bataan General Hospital
6. Gov. Celestino Gallares Memorial Hospital
7. Mayor Hilarion A. Ramiro, Sr. Regional Training and Teaching Hospital
8. Amai Pakpak Medical Center
9. Caraga Regional Hospital

Category VII. Level 4 Hospitals

1. Jose Reyes Memorial Medical Center
2. Rizal Medical Center
3. East Avenue Medical Center
4. Quirino Memorial Medical Center
5. Tondo Medical Center
6. Jose Fabella Memorial Hospital
7. National Children's Hospital
8. National Center for Mental Health
9. Philippine Orthopedic Center
10. San Lazaro Hospital
11. Research Institute for Tropical Medicine
12. Amang Rodriguez Medical Center
13. Valenzuela General Hospital
14. Mariano Marcos Memorial Hospital and Medical Center



15. Baguio General Hospital and Medical Center,
16. Cagayan Valley Medical Center
17. Dr. Paulino J. Garcia Memorial Research and Medical Center
18. Jose B. Lingad Memorial General Hospital
19. Mariveles Mental Hospital
20. Batangas Regional Hospital
21. Bicol Medical Center
22. Bicol Regional Training and Teaching Hospital
23. Western Visayas Medical Center
24. Corazon Locsin-Montelibano Memorial Regional Hospital
25. Vicente Sotto Sr. Memorial Medical Center
26. Eastern Visayas Regional Medical Center
27. Zamboanga City Medical Center
28. Northern Mindanao Medical Center
29. Southern Philippines Medical Center
30. Davao Regional Hospital
31. Cotabato Regional and Medical Center

Category VIII. Treatment and Rehabilitation Centers

1. Tagaytay Rehabilitation Center
2. Mandaue City Rehabilitation Center
3. Cagayan de Oro Rehabilitation Center
4. Cebu Rehabilitation Center
5. Iloilo-Pototan Rehabilitation Center
6. San Fernando, Camarines Sur Rehabilitation Center
7. Malinao-Albay Rehabilitation Center
8. Bicutan Rehabilitation Center
9. Dulag, Leyte Drug Rehabilitation Center



Annex B. LIST OF DOH UNITS PER CLUSTER

The PBB Percentage Achievement Score for the Office of the Secretary shall be the average rating of all the units within each cluster.

1. Office of the Secretary Proper
 - a. Food and Drug Administration
 - b. Bureau of Health Devices and Technology
 - c. Internal Audit Service
 - d. Legal Service

2. Special Concerns Cluster (including Dangerous Drug Abuse Prevention and Treatment Program and Medical Tourism Program)
 - a. Tagaytay Rehabilitation Center
 - b. Mandaue City Rehabilitation Center
 - c. Cagayan de Oro Rehabilitation Center
 - d. Cebu Rehabilitation Center
 - e. Iloilo-Pototan Rehabilitation Center
 - f. San Fernando, Camarines Sur Rehabilitation Center
 - g. Malinao-Albay Rehabilitation Center
 - h. Bicutan Rehabilitation Center
 - i. Dulag, Leyte Drug Rehabilitation Center

3. Health Policy Finance and Research Development Cluster
 - a. Health Policy Development and Planning Bureau
 - b. Bureau of International Health Cooperation
 - c. National Center for Pharmaceutical Access and Management

4. Internal Finance Management Technical Cluster
 - a. Finance Service
 - b. Information Management Service

5. Administration Technical Cluster
 - a. Health Human Resource Development Bureau
 - b. Administrative Service
 - c. Procurement Service

6. Office of Undersecretary 2 (Usec. Lozada's office including Integrity Development Committee, Performance Governance System Secretariat)
 - a. Bureau of Local Health Development
 - b. Philippine National AIDS Council
 - c. National Nutrition Council
 - d. Commission on Population

7. Support to Service Delivery I Cluster
 - a. National Center for Health Facility Development
 - b. National Voluntary Blood Services



8. Support to Service Delivery II Cluster
 - a. National Center for Disease Prevention and Control
 - b. National Center for Health Promotion
 - c. Health Emergency Management Staff
 - d. National Epidemiology Center

9. Support to Service Delivery III Cluster
 - a. Bureau of Health Facilities and Services
 - b. Bureau of Quarantine

10. Area Cluster Office Northern and Central Luzon Cluster (including ISO secretariat)
 - a. CHD 1 - Ilocos
 - b. CHD - CAR
 - c. CHD 2 - Cagayan Valley
 - d. CHD 3 - Central Luzon

Hospitals

- a. Conner District Hospital
 - b. Talavera Extension Hospital
 - c. Luis Hora Memorial Regional Hospital
 - d. Far North Luzon General Hospital and Training Center
 - e. Southern Isabela General Hospital
 - f. Region I Medical Center
 - g. Ilocos Training and Regional Medical Center
 - h. Veterans Regional Hospital
 - i. Bataan General Hospital
 - j. Mariano Marcos Memorial Hospital and Medical Center
 - k. Baguio General Hospital and Medical Center,
 - l. Cagayan Valley Medical Center
 - m. Dr. Paulino J. Garcia Memorial Research and Medical Center
 - n. Jose B. Lingad Memorial General Hospital
 - o. Mariveles Mental Hospital
-
11. Area Cluster Office for NCR and Southern Luzon (including PPP Office)
 - a. CHD - Metro Manila
 - b. CHD 4A - CALABARZON
 - c. CHD 4B - MIMAROPA
 - d. CHD 5 – Bicol

Hospitals

- a. Jose Reyes Memorial Medical Center
- b. Rizal Medical Center
- c. East Avenue Medical Center
- d. Quirino Memorial Medical Center
- e. Tondo Medical Center
- f. Jose Fabella Memorial Hospital
- g. National Children's Hospital
- h. National Center for Mental Health
- i. Philippine Orthopedic Center



- j. San Lazaro Hospital
- k. Research Institute for Tropical Medicine
- l. Amang Rodriguez Medical Center
- m. Valenzuela General Hospital
- n. San Lorenzo Ruiz Special Hospital for Women
- o. Dr. Jose N. Rodriguez Memorial Hospital
- p. Batanes General Hospital
- q. Culion Sanitarium and Balala Hospital
- r. Ospital ng Palawan
- s. Bicol Sanitarium
- t. Las Piñas General Hospital and Satellite Trauma Center
- u. Batangas Regional Hospital
- v. Bicol Medical Center
- w. Bicol Regional Training and Teaching Hospital

12. Visayas Cluster

- a. CHD 6 - Western Visayas
- b. CHD 7 - Central Visayas
- c. CHD 8 - Eastern Visayas

Hospitals

- a. Talisay District Hospital
- b. Schistosomiasis Hospital
- c. Western Visayas Sanitarium
- d. Don Jose S. Monfort Medical Center Extension Hospital
- e. St. Anthony Mother and Child Hospital
- f. Eversley Childs Sanitarium
- g. Don Emilio del Valle Memorial Hospital
- h. Gov. Celestino Gallares Memorial Hospital
- i. Western Visayas Medical Center
- j. Corazon Locsin-Montelibano Memorial Regional Hospital
- k. Vicente Sotto Sr. Memorial Medical Center
- l. Eastern Visayas Regional Medical Center

13. Mindanao Cluster

- a. CHD 9 - Zamboanga Peninsula
- b. CHD 10 - Northern Mindanao
- c. CHD 11 - Davao
- d. CHD 12 - SOCCSKSARGEN
- e. CHD Caraga

Hospitals

- a. Mindanao Central Sanitarium
- b. Sulu Sanitarium
- c. Labuan Public Hospital
- d. Cotabato Sanitarium
- e. Margosatubig Regional Hospital
- f. Adela Serra Ty Memorial Medical Center
- g. Dr. Jose Rizal Memorial Hospital
- h. Amai Pakpak Medical Center

- i. Caraga Regional Hospital
- j. Zamboanga City Medical Center
- k. Northern Mindanao Medical Center
- l. Southern Philippines Medical Center
- m. Davao Regional Hospital
- n. Cotabato Regional and Medical Center

Ji