


**STATEMENT OF APPROVED BUDGET, UTILIZATIONS, DISBURSEMENTS AND BALANCES
As of June 30, 2018**

**Department: Department of Health (DOH)
Agency: Office of the Secretary
Operating Unit: Far North Luzon General Hospital and Training Center
Organization Code (UACS): 130011400023
Report Status: SUBMITTED**


PARTICULARS	UACS CODE	APPROVED BUDGET			BUDGET UTILIZATION					DISBURSEMENTS				BALANCES			
		Approved Budgeted Revenue	Adjustments (Additions, Reduction, Realignment)	Adjusted Budgeted Revenue	1st Quarter Ending March 31	2nd Quarter Ending June 30	3rd Quarter Ending Sept. 30	4th Quarter Ending Dec. 31	Total	1st Quarter Ending March 31	2nd Quarter Ending June 30	3rd Quarter Ending Sept. 30	4th Quarter Ending Dec. 31	Total	Unutilized Budget	Unpaid Utilizations	
																Due and Demandable / Accounts Payable	Not Yet Due and Demandable
1	2	3	4	5=[3+(-)4]	6	7	8	9	10=(6+7+8+9)	11	12	13	14	15=(11+12+13+14)	16=(5-10)	17	18
I. Agency Approved Budget																	
Receipts Deposited with Authorized Government Depository Banks (AGDB)	07308803	33,770,449.53		33,770,449.53	2,310,769.42	7,869,055.54				10,179,824.96	1,339,699.42	5,176,197.89			6,515,897.31	23,590,624.57	3,663,927.65
Operations	3000000000000000	33,770,449.53		33,770,449.53	2,310,769.42	7,869,055.54				10,179,824.96	1,339,699.42	5,176,197.89			6,515,897.31	23,590,624.57	3,663,927.65
OO: Access to curative and rehabilitative health care services improved	3200000000000000	33,770,449.53		33,770,449.53	2,310,769.42	7,869,055.54				10,179,824.96	1,339,699.42	5,176,197.89			6,515,897.31	23,590,624.57	3,663,927.65
HEALTH FACILITIES OPERATION PROGRAM	3201000000000000	33,770,449.53		33,770,449.53	2,310,769.42	7,869,055.54				10,179,824.96	1,339,699.42	5,176,197.89			6,515,897.31	23,590,624.57	3,663,927.65
CURATIVE HEALTH CARE SUB-PROGRAM	3201010000000000	33,770,449.53		33,770,449.53	2,310,769.42	7,869,055.54				10,179,824.96	1,339,699.42	5,176,197.89			6,515,897.31	23,590,624.57	3,663,927.65
Operations of DOH Regional Hospitals and Other Health Facilities	320101100003000	33,770,449.53		33,770,449.53	2,310,769.42	7,869,055.54				10,179,824.96	1,339,699.42	5,176,197.89			6,515,897.31	23,590,624.57	3,663,927.65
MOOE		33,770,449.53		33,770,449.53	2,310,769.42	7,869,055.54				10,179,824.96	1,339,699.42	5,176,197.89			6,515,897.31	23,590,624.57	3,663,927.65
GRAND TOTAL		33,770,449.53		33,770,449.53	2,310,769.42	7,869,055.54				10,179,824.96	1,339,699.42	5,176,197.89			6,515,897.31	23,590,624.57	3,663,927.65
PS																	
MOOE		33,770,449.53		33,770,449.53	2,310,769.42	7,869,055.54				10,179,824.96	1,339,699.42	5,176,197.89			6,515,897.31	23,590,624.57	3,663,927.65
Fin Ex																	
CO																	

Certified Correct:


Ulray Mark Angelo
Agency Budget Officer


Date: 02/Jul/2018

Certified Correct:


Agency Chief Accountant

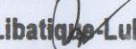
Date:

Recommended By:


Bayani, Brenda
Director, FMS

Date: 02/Jul/2018

Approved By:


Marlene Libatique-Lubo, MD, FPPS, MHA
Medical Center Chief I

Head of Agency or Authorized Representative

Date: 02/Jul/2018