


**SUMMARY OF APPROVED BUDGET, UTILIZATIONS, DISBURSEMENTS AND BALANCES BY OBJECT OF EXPENDITURES**


**(For Off-Budgetary Funds)**

**As at the Quarter Ending December 31, 2021**


Department : Department of Health (DOH)  
 Agency/Entity : Office of the Secretary  
 Operating Unit : Far North Luzon General Hospital and Training Center  
 Organization Code (UACS) : 13 001 1400023  
 Fund Cluster : 06 Business Related Funds  
 (e.g. UACS Fund Cluster: 05-Internally Generated Funds and 06-Business Related Funds)

| Particulars                              | UACS CODE  | Approved Budget           |  |                           | Utilizations                |                            |                             |                            |               | Disbursements               |                            |                             |                            |                  | Balances          |                    |                            |  |
|--|------------|---------------------------|--|---------------------------|-----------------------------|----------------------------|-----------------------------|----------------------------|---------------|-----------------------------|----------------------------|-----------------------------|----------------------------|------------------|-------------------|--------------------|----------------------------|--|
|  |            | Approved Budgeted Revenue | Adjustments (Reductions, Modifications/) | Adjusted Budgeted Revenue | 1st Quarter Ending March 31 | 2nd Quarter Ending June 30 | 3rd Quarter Ending Sept. 30 | 4th Quarter Ending Dec. 31 | Total         | 1st Quarter Ending March 31 | 2nd Quarter Ending June 30 | 3rd Quarter Ending Sept. 30 | 4th Quarter Ending Dec. 31 | TOTAL            | Unutilized Budget | Unpaid Obligations |                            |  |
|  |            |                           |  |                           |                             |                            |                             |                            |               |                             |                            |                             |                            |                  |                   | Due and Demandable | Not Yet Due and Demandable |  |
| 1  | 2          | 3                         | 4  | 5=[(3+(-)4)]              | 6                           | 7                          | 8                           | 9                          | 10=(6+7+8+9)  | 11                          | 12                         | 13                          | 14                         | 15=(11+12+13+14) | 16=(5-10)         | 17                 | 18                         |  |
| <b>SUMMARY</b>                           |            |                           |  |                           |                             |                            |                             |                            |               |                             |                            |                             |                            |                  |                   |                    |                            |  |
| <b>A. AGENCY SPECIFIC BUDGET</b>         |            |                           |  |                           |                             |                            |                             |                            |               |                             |                            |                             |                            |                  |                   |                    |                            |  |
| Maintenance and Other Operating Expenses |            | 21,505,654.20             | 14,931,742.35                            | 36,437,396.55             | 3,063,995.02                | 7,057,762.53               | 20,000,832.61               | 3,941,838.68               | 34,064,428.84 | 1,100,964.16                | 2,348,777.82               | 9,430,190.06                | 4,780,907.94               | 17,660,839.98    | 2,372,967.71      | 0.00               | 16,403,588.86              |  |
| Supplies and Materials Expenses          | 5020300000 | 21,505,654.20             | 14,931,742.35                            | 36,437,396.55             | 3,063,995.02                | 7,057,762.53               | 20,000,832.61               | 3,941,838.68               | 34,064,428.84 | 1,100,964.16                | 2,348,777.82               | 9,430,190.06                | 4,780,907.94               | 17,660,839.98    | 2,372,967.71      | 0.00               | 16,403,588.86              |  |
| Drugs and Medicines Expenses             | 5020307000 | 21,505,654.20             | 14,931,742.35                            | 36,437,396.55             | 3,063,995.02                | 7,057,762.53               | 20,000,832.61               | 3,941,838.68               | 34,064,428.84 | 1,100,964.16                | 2,348,777.82               | 9,430,190.06                | 4,780,907.94               | 17,660,839.98    | 2,372,967.71      | 0.00               | 16,403,588.86              |  |
| Drugs and Medicines Expenses             | 5020307000 | 21,505,654.20             | 14,931,742.35                            | 36,437,396.55             | 3,063,995.02                | 7,057,762.53               | 20,000,832.61               | 3,941,838.68               | 34,064,428.84 | 1,100,964.16                | 2,348,777.82               | 9,430,190.06                | 4,780,907.94               | 17,660,839.98    | 2,372,967.71      | 0.00               | 16,403,588.86              |  |
| <b>GRAND TOTAL</b>                       |            | 21,505,654.20             | 14,931,742.35                            | 36,437,396.55             | 3,063,995.02                | 7,057,762.53               | 20,000,832.61               | 3,941,838.68               | 34,064,428.84 | 1,100,964.16                | 2,348,777.82               | 9,430,190.06                | 4,780,907.94               | 17,660,839.98    | 2,372,967.71      | 0.00               | 16,403,588.86              |  |

**Certified Correct:**  
  
 MARK ANGELO M. UBAY  
 Administrative Officer II  
 Date: 01/20/2022

**Certified Correct:**  
  
 CHOHAN MAYE H. CARIAGA  
 Accountant II  
 Date: 01/20/2022

**Recommending Approval:**  
  
 BRENDA B. BAYANI  
 Supervising Administrative Officer  
 Date: 01/20/2022

**Approved By:**  
  
 MARLENE L. JUBO, MD, FPPS, MHA  
 Medical Center Chief I  
 Date: 01/20/2022