




SUMMARY OF APPROVED BUDGET, UTILIZATIONS, DISBURSEMENTS AND BALANCES BY OBJECT OF EXPENDITURES
(For Off-Budgetary Funds)
As at the Quarter Ending June 30, 2021


Department : Department of Health (DOH)
 Agency/Entity : Office of the Secretary
 Operating Unit : Far North Luzon General Hospital and Training Center
 Organization Code (UACS) : 13 001 1400023
 Fund Cluster : 06 Business Related Funds
 (e.g. UACS Fund Cluster: 05-Internally Generated Funds and 06-Business Related Funds)

Particulars	UACS CODE	Approved Budget			Utilizations					Disbursements				Balances			
		Approved Budgeted Revenue	Adjustments (Reductions, Modifications/)	Adjusted Budgeted Revenue	1st Quarter Ending March 31	2nd Quarter Ending June 30	3rd Quarter Ending Sept. 30	4th Quarter Ending Dec. 31	Total	1st Quarter Ending March 31	2nd Quarter Ending June 30	3rd Quarter Ending Sept. 30	4th Quarter Ending Dec. 31	TOTAL	Unutilized Budget	Unpaid Obligations	
																Due and Demandable	Not Yet Due and Demandable
1	2	3	4	5=[(3+(-)4)]	6	7	8	9	10=(6+7+8+9)	11	12	13	14	15=(11+12+13+14)	16=(5-10)	17	18
SUMMARY																	
A. AGENCY SPECIFIC BUDGET																	
Maintenance and Other Operating Expenses		21,505,654.20	3,945,623.79	25,451,277.99	3,063,995.02	7,057,762.53	0.00	0.00	10,121,757.55	1,100,964.16	2,348,777.82	0.00	0.00	3,449,741.98	15,329,520.44	0.00	6,672,015.57
Supplies and Materials Expenses	5020300000	21,505,654.20	3,945,623.79	25,451,277.99	3,063,995.02	7,057,762.53	0.00	0.00	10,121,757.55	1,100,964.16	2,348,777.82	0.00	0.00	3,449,741.98	15,329,520.44	0.00	6,672,015.57
Drugs and Medicines Expenses	5020307000	21,505,654.20	3,945,623.79	25,451,277.99	3,063,995.02	7,057,762.53	0.00	0.00	10,121,757.55	1,100,964.16	2,348,777.82	0.00	0.00	3,449,741.98	15,329,520.44	0.00	6,672,015.57
Drugs and Medicines Expenses	5020307000	21,505,654.20	3,945,623.79	25,451,277.99	3,063,995.02	7,057,762.53	0.00	0.00	10,121,757.55	1,100,964.16	2,348,777.82	0.00	0.00	3,449,741.98	15,329,520.44	0.00	6,672,015.57
GRAND TOTAL		21,505,654.20	3,945,623.79	25,451,277.99	3,063,995.02	7,057,762.53	0.00	0.00	10,121,757.55	1,100,964.16	2,348,777.82	0.00	0.00	3,449,741.98	15,329,520.44	0.00	6,672,015.57


 UBA, MARK ANGELO M.
 Administrative Officer II
 Date: 7-Jul-21


 CHOHAN MAYE H. CARIAGA
 Accountant II
 Date: 7-Jul-21


 BRENDA B. BAYANI
 Supervising Administrative Officer
 Date: 7-Jul


 MARLENE L. LUGO, MD, FPPS, MHA
 Medical Center Chief I
 Date: 7-Jul