

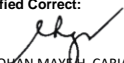
**STATEMENT OF APPROVED BUDGET, UTILIZATIONS, DISBURSEMENTS AND BALANCES**  
**(For Off-Budgetary Funds)**


As at the Quarter Ending September 30, 2021


Department : Department of Health (DOH)  
 Agency/Entity : Office of the Secretary  
 Operating Unit : Far North Luzon General Hospital and Training Center  
 Organization Code (UACS) : 13 001 1400023  
 Fund Cluster : 05 Internally Generated Funds  
 (e.g. UACS Fund Cluster: 05-Internally Generated Funds and 06-Business Related Funds)

Particulars	UACS CODE	Approved Budget			Utilizations					Disbursements					Balances		
		Approved Budgeted Revenue	Adjustments (Reductions, Modifications/)	Adjusted Budgeted Revenue	1st Quarter Ending March 31	2nd Quarter Ending June 30	3rd Quarter Ending Sept. 30	4th Quarter Ending Dec. 31	Total	1st Quarter Ending March 31	2nd Quarter Ending June 30	3rd Quarter Ending Sept. 30	4th Quarter Ending Dec. 31	TOTAL	Unutilized Budget	Unpaid Obligations	
																5=[(3+(-)4)]	6
1	2	3	4	5	6	7	8	9	10	11	12	13	14	15	16	17	18
Operations	30000000000000	37,188,538.53	57,245,450.85	94,433,989.38	21,933,007.61	18,765,807.93	22,787,354.54	0.00	63,486,170.08	9,904,261.05	11,941,272.36	12,494,795.16	0.00	34,340,328.57	30,947,819.30	0.00	29,145,841.51
OO : Access to curative and rehabilitative health care services improved	32000000000000	37,188,538.53	57,245,450.85	94,433,989.38	21,933,007.61	18,765,807.93	22,787,354.54	0.00	63,486,170.08	9,904,261.05	11,941,272.36	12,494,795.16	0.00	34,340,328.57	30,947,819.30	0.00	29,145,841.51
HEALTH FACILITIES OPERATION PROGRAM	32010000000000	37,188,538.53	57,245,450.85	94,433,989.38	21,933,007.61	18,765,807.93	22,787,354.54	0.00	63,486,170.08	9,904,261.05	11,941,272.36	12,494,795.16	0.00	34,340,328.57	30,947,819.30	0.00	29,145,841.51
CURATIVE HEALTH CARE SUB-PROGRAM	32010100000000	37,188,538.53	57,245,450.85	94,433,989.38	21,933,007.61	18,765,807.93	22,787,354.54	0.00	63,486,170.08	9,904,261.05	11,941,272.36	12,494,795.16	0.00	34,340,328.57	30,947,819.30	0.00	29,145,841.51
Operations of DOH Regional Hospitals and Other Health Facilities	320101100003000	37,188,538.53	57,245,450.85	94,433,989.38	21,933,007.61	18,765,807.93	22,787,354.54	0.00	63,486,170.08	9,904,261.05	11,941,272.36	12,494,795.16	0.00	34,340,328.57	30,947,819.30	0.00	29,145,841.51
PS		296,000.00	565,500.00	861,500.00	0.00	0.00	0.00	0.00	0.00	0.00	0.00	0.00	0.00	0.00	861,500.00	0.00	0.00
MOOE		19,500,382.99	42,509,963.13	62,010,346.12	11,916,780.72	15,283,006.66	22,030,030.74	0.00	49,229,818.12	3,809,737.30	9,006,240.14	10,748,063.57	0.00	23,564,041.01	12,780,528.00	0.00	25,665,777.11
CO		17,392,155.54	14,169,987.72	31,562,143.26	10,016,226.89	3,482,801.27	757,323.80	0.00	14,256,351.96	6,094,523.75	2,935,032.22	1,746,731.59	0.00	10,776,287.56	17,305,791.30	0.00	3,480,064.40
Sub-Total, Operations		37,188,538.53	57,245,450.85	94,433,989.38	21,933,007.61	18,765,807.93	22,787,354.54	0.00	63,486,170.08	9,904,261.05	11,941,272.36	12,494,795.16	0.00	34,340,328.57	30,947,819.30	0.00	29,145,841.51
PS		296,000.00	565,500.00	861,500.00	0.00	0.00	0.00	0.00	0.00	0.00	0.00	0.00	0.00	0.00	861,500.00	0.00	0.00
MOOE		19,500,382.99	42,509,963.13	62,010,346.12	11,916,780.72	15,283,006.66	22,030,030.74	0.00	49,229,818.12	3,809,737.30	9,006,240.14	10,748,063.57	0.00	23,564,041.01	12,780,528.00	0.00	25,665,777.11
FinEx (if Applicable)		0.00	0.00	0.00	0.00	0.00	0.00	0.00	0.00	0.00	0.00	0.00	0.00	0.00	0.00	0.00	0.00
CO		17,392,155.54	14,169,987.72	31,562,143.26	10,016,226.89	3,482,801.27	757,323.80	0.00	14,256,351.96	6,094,523.75	2,935,032.22	1,746,731.59	0.00	10,776,287.56	17,305,791.30	0.00	3,480,064.40
GRAND TOTAL		37,188,538.53	57,245,450.85	94,433,989.38	21,933,007.61	18,765,807.93	22,787,354.54	0.00	63,486,170.08	9,904,261.05	11,941,272.36	12,494,795.16	0.00	34,340,328.57	30,947,819.30	0.00	29,145,841.51
PS		296,000.00	565,500.00	861,500.00	0.00	0.00	0.00	0.00	0.00	0.00	0.00	0.00	0.00	0.00	861,500.00	0.00	0.00
MOOE		19,500,382.99	42,509,963.13	62,010,346.12	11,916,780.72	15,283,006.66	22,030,030.74	0.00	49,229,818.12	3,809,737.30	9,006,240.14	10,748,063.57	0.00	23,564,041.01	12,780,528.00	0.00	25,665,777.11
FinEx (if Applicable)		0.00	0.00	0.00	0.00	0.00	0.00	0.00	0.00	0.00	0.00	0.00	0.00	0.00	0.00	0.00	0.00
CO		17,392,155.54	14,169,987.72	31,562,143.26	10,016,226.89	3,482,801.27	757,323.80	0.00	14,256,351.96	6,094,523.75	2,935,032.22	1,746,731.59	0.00	10,776,287.56	17,305,791.30	0.00	3,480,064.40

Certified Correct:  
  
 MARK ANGELO M. UBAY  
 Administrative Officer II  
 Date: 10/06/2021

Certified Correct:  
  
 CHOCHAN MAY H. CARIAGA  
 Accountant II  
 Date: 10/06/2021

Recommending Approval  
 By:  
  
 BRENDA B. BAYANI  
 Supervising Administrative Officer  
 Date: 10/06/2021

Approved By:  
  
 MARLENE L. LUBON, MD, FPPS, MHA  
 Medical Center Chief I  
 Date: 10/06/2021