


STATEMENT OF APPROVED BUDGET, UTILIZATIONS, DISBURSEMENTS AND BALANCES


(For Off-Budgetary Funds)

As at the Quarter Ending June 30, 2021


Department : Department of Health (DOH)
 Agency/Entity : Office of the Secretary
 Operating Unit : Far North Luzon General Hospital and Training Center
 Organization Code (UACS) : 13 001 1400023
 Fund Cluster : 06 Business Related Funds
 (e.g. UACS Fund Cluster: 05-Internally Generated Funds and 06-Business Related Funds)

Particulars	UACS CODE	Approved Budget			Utilizations					Disbursements				Balances			
		Approved Budgeted Revenue	Adjustments (Reductions, Modifications)	Adjusted Budgeted Revenue	1st Quarter Ending March 31	2nd Quarter Ending June 30	3rd Quarter Ending Sept. 30	4th Quarter Ending Dec. 31	Total	1st Quarter Ending March 31	2nd Quarter Ending June 30	3rd Quarter Ending Sept. 30	4th Quarter Ending Dec. 31	TOTAL	Unutilized Budget	Unpaid Obligations	
																Due and Demandable	Not Yet Due and Demandable
1	2	3	4	5=[(3+(-4))]	6	7	8	9	10=(6+7+8+9)	11	12	13	14	15=(11+12+13+14)	16=(5-10)	17	18
Operations	3000000000000000	21,505,654.20	3,945,623.79	25,451,277.99	3,063,995.02	7,057,762.53	0.00	0.00	10,121,757.55	1,100,964.16	2,348,777.82	0.00	0.00	3,449,741.98	15,329,520.44	0.00	6,672,015.57
OO - Access to curative and rehabilitative health care services improved	3200000000000000	21,505,654.20	3,945,623.79	25,451,277.99	3,063,995.02	7,057,762.53	0.00	0.00	10,121,757.55	1,100,964.16	2,348,777.82	0.00	0.00	3,449,741.98	15,329,520.44	0.00	6,672,015.57
HEALTH FACILITIES OPERATION PROGRAM	3201000000000000	21,505,654.20	3,945,623.79	25,451,277.99	3,063,995.02	7,057,762.53	0.00	0.00	10,121,757.55	1,100,964.16	2,348,777.82	0.00	0.00	3,449,741.98	15,329,520.44	0.00	6,672,015.57
CURATIVE HEALTH CARE SUB-PROGRAM	3201010000000000	21,505,654.20	3,945,623.79	25,451,277.99	3,063,995.02	7,057,762.53	0.00	0.00	10,121,757.55	1,100,964.16	2,348,777.82	0.00	0.00	3,449,741.98	15,329,520.44	0.00	6,672,015.57
Operations of DOH Regional Hospitals and Other Health Facilities	3201011000030000	21,505,654.20	3,945,623.79	25,451,277.99	3,063,995.02	7,057,762.53	0.00	0.00	10,121,757.55	1,100,964.16	2,348,777.82	0.00	0.00	3,449,741.98	15,329,520.44	0.00	6,672,015.57
MOOE		21,505,654.20	3,945,623.79	25,451,277.99	3,063,995.02	7,057,762.53	0.00	0.00	10,121,757.55	1,100,964.16	2,348,777.82	0.00	0.00	3,449,741.98	15,329,520.44	0.00	6,672,015.57
Sub-Total, Operations		21,505,654.20	3,945,623.79	25,451,277.99	3,063,995.02	7,057,762.53	0.00	0.00	10,121,757.55	1,100,964.16	2,348,777.82	0.00	0.00	3,449,741.98	15,329,520.44	0.00	6,672,015.57
PS		0.00	0.00	0.00	0.00	0.00	0.00	0.00	0.00	0.00	0.00	0.00	0.00	0.00	0.00	0.00	0.00
MOOE		21,505,654.20	3,945,623.79	25,451,277.99	3,063,995.02	7,057,762.53	0.00	0.00	10,121,757.55	1,100,964.16	2,348,777.82	0.00	0.00	3,449,741.98	15,329,520.44	0.00	6,672,015.57
FinEx (if Applicable)		0.00	0.00	0.00	0.00	0.00	0.00	0.00	0.00	0.00	0.00	0.00	0.00	0.00	0.00	0.00	0.00
CO		0.00	0.00	0.00	0.00	0.00	0.00	0.00	0.00	0.00	0.00	0.00	0.00	0.00	0.00	0.00	0.00
GRAND TOTAL		21,505,654.20	3,945,623.79	25,451,277.99	3,063,995.02	7,057,762.53	0.00	0.00	10,121,757.55	1,100,964.16	2,348,777.82	0.00	0.00	3,449,741.98	15,329,520.44	0.00	6,672,015.57
PS		0.00	0.00	0.00	0.00	0.00	0.00	0.00	0.00	0.00	0.00	0.00	0.00	0.00	0.00	0.00	0.00
MOOE		21,505,654.20	3,945,623.79	25,451,277.99	3,063,995.02	7,057,762.53	0.00	0.00	10,121,757.55	1,100,964.16	2,348,777.82	0.00	0.00	3,449,741.98	15,329,520.44	0.00	6,672,015.57
FinEx (if Applicable)		0.00	0.00	0.00	0.00	0.00	0.00	0.00	0.00	0.00	0.00	0.00	0.00	0.00	0.00	0.00	0.00
CO		0.00	0.00	0.00	0.00	0.00	0.00	0.00	0.00	0.00	0.00	0.00	0.00	0.00	0.00	0.00	0.00


 UBAY, MARK ANGELO M.
 Administrative Officer II
 Date: 7/7/2021


 CHOCHAN MAYE H. CARIAGA
 Accountant II
 Date: 7/7/2021


 BRENDA B. BAYANI
 Supervising Administrative Officer
 Date: 7/7/2021


 MARLENE L. TUBO, MD, FPPS, MHA
 Medical Center Chief I
 Date: 7/7/2021