

SUMMARY OF APPROPRIATIONS, ALLOTMENTS, OBLIGATIONS, DISBURSEMENTS AND BALANCES BY OBJECT OF EXPENDITURES

As at the Quarter Ending September 30, 2021

Department : Department of Health (DOH)
 Agency : Office of the Secretary
 Operating Unit : Far North Luzon General Hospital and Training Center
 Organization Code (UACS) : 13 001 1400023
 Fund Cluster : 01 Regular Agency Fund

X	Current Year Appropriations
	Supplemental Appropriations
	Continuing Appropriations


(e.g. UACS Fund Cluster: 01-Regular Agency Fund, 02-Foreign Assisted Projects Fund, 03-Special Account-Locally Funded/Domestic Grants Fund, and 04-Special Account-Foreign Assisted/Foreign Grants Fund)

Particulars	UACS CODE	Appropriations					Allotments			Obligations					Disbursements					Balances			
		Authorized Appropriations	Adjustments (Transfer To/From, Modifications/Augmentations)	Adjusted Appropriations	Allotments Received	Adjustments (Reductions, Modifications/Augmentations)	Transfer To	Transfer From	Adjusted Allotments	1st Quarter Ending March 31	2nd Quarter Ending June 30	3rd Quarter Ending Sept. 30	4th Quarter Ending Dec. 31	TOTAL	1st Quarter Ending March 31	2nd Quarter Ending June 30	3rd Quarter Ending Sept. 30	4th Quarter Ending Dec. 31	TOTAL	Unreleased Appropriations	Unobligated Allotments	Unpaid Obligations (15-20)=(23+24)	
																						Due and Demandable	Not Yet Due and Demandable
1	2	3	4	5=(3+4)	6	7	8	9	10=[(6+(-)7)-8+9]	11	12	13	14	15=(11+12+13+14)	16	17	18	19	20=(16+17+18+19)	21=(5-10)	22=(10-15)	23	24
SUMMARY		226,853,000.00	116,625,833.81	343,478,833.81	226,853,000.00	47,706,000.00	0.00	68,919,833.81	343,478,833.81	64,065,150.59	92,550,893.06	95,699,916.32	0.00	252,315,959.97	48,858,619.14	72,308,438.01	94,550,964.04	0.00	215,718,021.19	0.00	91,162,873.84	0.00	36,597,938.78
A. AGENCY SPECIFIC BUDGET		214,058,000.00	96,492,766.00	310,550,766.00	214,058,000.00	47,706,000.00	0.00	48,786,766.00	310,550,766.00	60,464,200.98	90,078,011.18	70,849,125.96	0.00	221,391,338.12	45,360,311.09	69,732,914.57	71,697,414.00	0.00	186,790,639.66	0.00	89,159,427.88	0.00	34,690,698.46
Personnel Services		152,827,000.00	47,706,000.00	200,533,000.00	152,827,000.00	47,706,000.00	0.00	0.00	200,533,000.00	37,400,597.22	54,176,656.18	45,287,451.92	0.00	136,864,705.32	37,381,718.24	54,195,535.16	44,605,050.12	0.00	136,182,303.52	0.00	63,668,294.68	0.00	682,401.80
Salaries and Wages	501010000	106,623,000.00	0.00	106,623,000.00	106,623,000.00	0.00	0.00	0.00	106,623,000.00	30,553,759.59	28,566,165.43	28,058,753.50	0.00	87,178,678.52	30,553,759.59	28,566,165.43	28,058,753.50	0.00	87,178,678.52	0.00	19,444,321.48	0.00	0.00
Salaries and Wages - Regular	501010100	106,623,000.00	0.00	106,623,000.00	106,623,000.00	0.00	0.00	0.00	106,623,000.00	30,553,759.59	28,566,165.43	28,058,753.50	0.00	87,178,678.52	30,553,759.59	28,566,165.43	28,058,753.50	0.00	87,178,678.52	0.00	19,444,321.48	0.00	0.00
Basic Salary - Civilian	501010101	106,623,000.00	0.00	106,623,000.00	106,623,000.00	0.00	0.00	0.00	106,623,000.00	30,553,759.59	28,566,165.43	28,058,753.50	0.00	87,178,678.52	30,553,759.59	28,566,165.43	28,058,753.50	0.00	87,178,678.52	0.00	19,444,321.48	0.00	0.00
Other Compensation	501020000	44,091,000.00	6,284,000.00	50,375,000.00	44,091,000.00	6,284,000.00	0.00	0.00	50,375,000.00	5,924,005.62	19,509,432.89	9,451,473.91	0.00	34,884,912.42	5,907,426.84	19,526,011.87	9,403,238.55	0.00	34,836,677.06	0.00	15,490,087.58	0.00	48,235.36
Personal Economic Relief Allowance (PERA)	501020100	6,432,000.00	0.00	6,432,000.00	6,432,000.00	0.00	0.00	0.00	6,432,000.00	1,225,363.64	1,592,091.00	1,573,000.00	0.00	4,390,454.64	1,225,363.64	1,592,091.00	1,573,000.00	0.00	4,390,454.64	0.00	2,041,545.36	0.00	0.00
PERA - Civilian	501020101	6,432,000.00	0.00	6,432,000.00	6,432,000.00	0.00	0.00	0.00	6,432,000.00	1,225,363.64	1,592,091.00	1,573,000.00	0.00	4,390,454.64	1,225,363.64	1,592,091.00	1,573,000.00	0.00	4,390,454.64	0.00	2,041,545.36	0.00	0.00
Representation Allowance (RA)	501020200	192,000.00	0.00	192,000.00	192,000.00	0.00	0.00	0.00	192,000.00	8,500.00	0.00	0.00	0.00	8,500.00	0.00	0.00	0.00	0.00	8,500.00	0.00	183,500.00	0.00	0.00
Transportation Allowance (TA)	501020300	192,000.00	0.00	192,000.00	192,000.00	0.00	0.00	0.00	192,000.00	0.00	0.00	0.00	0.00	0.00	0.00	0.00	0.00	0.00	0.00	0.00	192,000.00	0.00	0.00
Transportation Allowance (TA)	501020301	192,000.00	0.00	192,000.00	192,000.00	0.00	0.00	0.00	192,000.00	0.00	0.00	0.00	0.00	0.00	0.00	0.00	0.00	0.00	0.00	0.00	192,000.00	0.00	0.00
Clothing/Uniform Allowance	501020400	1,614,000.00	0.00	1,614,000.00	1,614,000.00	0.00	0.00	0.00	1,614,000.00	0.00	1,614,000.00	0.00	0.00	1,614,000.00	0.00	1,614,000.00	0.00	0.00	1,614,000.00	0.00	0.00	0.00	0.00
Clothing/Uniform Allowance - Civilian	501020401	1,614,000.00	0.00	1,614,000.00	1,614,000.00	0.00	0.00	0.00	1,614,000.00	0.00	1,614,000.00	0.00	0.00	1,614,000.00	0.00	1,614,000.00	0.00	0.00	1,614,000.00	0.00	0.00	0.00	0.00
Subsistence Allowance (SA)	501020500	0.00	3,999,600.00	3,999,600.00	0.00	3,999,600.00	0.00	0.00	3,999,600.00	969,850.00	1,037,700.00	1,081,200.00	0.00	3,088,750.00	969,850.00	1,037,700.00	1,077,900.00	0.00	3,085,450.00	0.00	910,850.00	0.00	3,300.00
Subsistence Allowance - Magna Carta for Public Health Workers under R.A. 7305	501020503	0.00	3,999,600.00	3,999,600.00	0.00	3,999,600.00	0.00	0.00	3,999,600.00	969,850.00	1,037,700.00	1,081,200.00	0.00	3,088,750.00	969,850.00	1,037,700.00	1,077,900.00	0.00	3,085,450.00	0.00	910,850.00	0.00	3,300.00
Laundry Allowance (LA)	501020600	0.00	545,400.00	545,400.00	0.00	545,400.00	0.00	0.00	545,400.00	132,477.26	141,654.53	147,436.34	0.00	421,568.13	132,477.26	141,654.53	146,986.34	0.00	421,118.13	0.00	123,831.87	0.00	450.00
Laundry Allowance - Magna Carta Benefits for Public Health Workers under R.A. 7305	501020604	0.00	545,400.00	545,400.00	0.00	545,400.00	0.00	0.00	545,400.00	132,477.26	141,654.53	147,436.34	0.00	421,568.13	132,477.26	141,654.53	146,986.34	0.00	421,118.13	0.00	123,831.87	0.00	450.00
Hazard Pay (HP)	501021100	14,464,000.00	1,739,000.00	16,203,000.00	14,464,000.00	1,739,000.00	0.00	0.00	16,203,000.00	3,587,814.72	6,238,987.36	6,649,837.57	0.00	16,476,639.65	3,571,235.74	6,255,566.34	6,605,352.21	0.00	16,432,154.29	0.00	(273,639.65)	0.00	44,485.36
HP - Magna Carta Benefits for Public Health Workers under R.A. 7305	501021105	14,464,000.00	1,739,000.00	16,203,000.00	14,464,000.00	1,739,000.00	0.00	0.00	16,203,000.00	3,587,814.72	6,238,987.36	6,649,837.57	0.00	16,476,639.65	3,571,235.74	6,255,566.34	6,605,352.21	0.00	16,432,154.29	0.00	(273,639.65)	0.00	44,485.36
Overtime and Night Pay	501021300	737,000.00	0.00	737,000.00	737,000.00	0.00	0.00	0.00	737,000.00	0.00	0.00	0.00	0.00	0.00	0.00	0.00	0.00	0.00	0.00	0.00	737,000.00	0.00	0.00
Night-shift Differential Pay	501021302	737,000.00	0.00	737,000.00	737,000.00	0.00	0.00	0.00	737,000.00	0.00	0.00	0.00	0.00	0.00	0.00	0.00	0.00	0.00	0.00	0.00	737,000.00	0.00	0.00
Year End Bonus	501021400	8,885,000.00	0.00	8,885,000.00	8,885,000.00	0.00	0.00	0.00	8,885,000.00	0.00	0.00	0.00	0.00	0.00	0.00	0.00	0.00	0.00	0.00	0.00	8,885,000.00	0.00	0.00
Bonus - Civilian	501021401	8,885,000.00	0.00	8,885,000.00	8,885,000.00	0.00	0.00	0.00	8,885,000.00	0.00	0.00	0.00	0.00	0.00	0.00	0.00	0.00	0.00	0.00	0.00	8,885,000.00	0.00	0.00
Cash Gift	501021500	1,345,000.00	0.00	1,345,000.00	1,345,000.00	0.00	0.00	0.00	1,345,000.00	0.00	0.00	0.00	0.00	0.00	0.00	0.00	0.00	0.00	0.00	0.00	1,345,000.00	0.00	0.00
Cash Gift - Civilian	501021501	1,345,000.00	0.00	1,345,000.00	1,345,000.00	0.00	0.00	0.00	1,345,000.00	0.00	0.00	0.00	0.00	0.00	0.00	0.00	0.00	0.00	0.00	0.00	1,345,000.00	0.00	0.00
Mid-Year Bonus - Civilian	501021600	8,885,000.00	0.00	8,885,000.00	8,885,000.00	0.00	0.00	0.00	8,885,000.00	0.00	8,885,000.00	0.00	0.00	8,885,000.00	0.00	8,885,000.00	0.00	0.00	8,885,000.00	0.00	0.00	0.00	0.00
Mid-Year Bonus - Civilian	501021601	8,885,000.00	0.00	8,885,000.00	8,885,000.00	0.00	0.00	0.00	8,885,000.00	0.00	8,885,000.00	0.00	0.00	8,885,000.00	0.00	8,885,000.00	0.00	0.00	8,885,000.00	0.00	0.00	0.00	0.00
Other Bonuses and Allowances	501029900	1,345,000.00	0.00	1,345,000.00	1,345,000.00	0.00	0.00	0.00	1,345,000.00	0.00	0.00	0.00	0.00	0.00	0.00	0.00	0.00	0.00	0.00	0.00	1,345,000.00	0.00	0.00
Productivity Enhancement Incentive - Civilian	501029912	1,345,000.00	0.00	1,345,000.00	1,345,000.00	0.00	0.00	0.00	1,345,000.00	0.00	0.00	0.00	0.00	0.00	0.00	0.00	0.00	0.00	0.00	0.00	1,345,000.00	0.00	0.00
Personnel Benefit Contributions	501030000	1,846,000.00	0.00	1,846,000.00	1,846,000.00	0.00	0.00	0.00	1,846,000.00	571,847.60	362,601.65	819,584.26	0.00	1,753,833.51	569,347.60	364,901.65	819,584.26	0.00	1,753,833.51	0.00	92,166.49	0.00	0.00
Pag-IBIG Contributions	501030200	323,000.00	0.00	323,000.00	323,000.00	0.00	0.00	0.00	323,000.00	59,800.00	63,000.00	119,600.00	0.00	242,400.00	57,500.00	65,300.00	119,600.00	0.00	242,400.00	0.00	80,600.00	0.00	0.00
Pag-IBIG - Civilian	501030201	323,000.00	0.00	323,000.00	323,000.00	0.00	0.00	0.00	323,000.00	59,800.00	63,000.00	119,600.00	0.00	242,400.00	57,500.00	65,300.00	119,600.00	0.00	242,400.00	0.00	80,600.00	0.00	0.00
PhilHealth Contributions	501030300	1,200,000.00	0.00	1,200,000.00	1,200,000.00	0.00	0.																

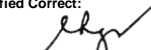
1	2	3	4	5=(3+4)	6	7	8	9	10=[(6+(-7) -8)+9]	11	12	13	14	15=(11+12+13+1 4)	16	17	18	19	20=(16+17+18+1 9)	21=(5-10)	22=(10-15)	23	24
Traveling Expenses - Local	5020101000	766,000.00	234,000.00	1,000,000.00	766,000.00	234,000.00	0.00	0.00	1,000,000.00	6,500.00	0.00	130,983.10	0.00	137,483.10	0.00	6,500.00	130,983.10	0.00	137,483.10	0.00	862,516.90	0.00	0.00
Training and Scholarship Expenses	5020200000	642,000.00	358,000.00	1,000,000.00	642,000.00	358,000.00	0.00	0.00	1,000,000.00	185,800.00	68,120.00	192,100.00	0.00	446,020.00	28,500.00	221,920.00	187,600.00	0.00	438,020.00	0.00	553,960.00	0.00	8,000.00
Training Expenses	5020201000	642,000.00	358,000.00	1,000,000.00	642,000.00	358,000.00	0.00	0.00	1,000,000.00	185,800.00	68,120.00	192,100.00	0.00	446,020.00	28,500.00	221,920.00	187,600.00	0.00	438,020.00	0.00	553,960.00	0.00	8,000.00
Supplies and Materials Expenses	5020300000	44,251,000.00	(21,234,044.00)	22,956,956.00	44,251,000.00	(25,545,010.00)	0.00	4,251,766.00	22,956,956.00	9,341,875.03	4,626,212.03	2,881,702.98	0.00	16,849,799.04	3,532,396.48	5,450,087.73	4,956,620.78	0.00	13,939,104.90	0.00	6,107,165.96	0.00	2,910,685.05
Office Supplies Expenses	5020301000	400,000.00	1,600,000.00	2,000,000.00	400,000.00	1,600,000.00	0.00	0.00	2,000,000.00	34,650.00	766,170.00	91,475.00	0.00	892,295.00	0.00	34,650.00	766,170.00	0.00	800,820.00	0.00	1,107,705.00	0.00	91,475.00
Office Supplies Expenses	5020301002	400,000.00	1,600,000.00	2,000,000.00	400,000.00	1,600,000.00	0.00	0.00	2,000,000.00	34,650.00	766,170.00	91,475.00	0.00	892,295.00	0.00	34,650.00	766,170.00	0.00	800,820.00	0.00	1,107,705.00	0.00	91,475.00
Accountable Forms Expenses	5020302000	47,000.00	119,000.00	166,000.00	47,000.00	119,000.00	0.00	0.00	166,000.00	55,000.00	6,000.00	0.00	0.00	61,000.00	55,000.00	0.00	6,000.00	0.00	61,000.00	0.00	105,000.00	0.00	47,000.00
Food Supplies Expenses	5020305000	1,595,000.00	1,653,268.37	3,248,268.37	1,595,000.00	1,653,268.37	0.00	0.00	3,248,268.37	908,685.87	1,565,490.60	774,172.90	0.00	3,248,268.37	741,140.12	810,330.60	1,586,380.40	0.00	3,137,851.12	0.00	0.00	0.00	110,417.25
Drugs and Medicines Expenses	5020307000	24,345,000.00	(24,095,000.00)	250,000.00	24,345,000.00	(24,345,000.00)	0.00	250,000.00	250,000.00	2,000.00	0.00	0.00	0.00	2,000.00	0.00	2,000.00	0.00	0.00	2,000.00	0.00	243,000.00	0.00	0.00
Medical, Dental and Laboratory Supplies Expenses	5020308000	4,635,000.00	5,173,692.60	9,808,692.60	4,635,000.00	1,171,926.60	0.00	4,001,766.00	9,808,692.60	5,776,201.60	377,874.38	1,564,099.50	0.00	7,718,175.48	2,603,260.00	2,399,352.00	759,388.74	0.00	5,762,000.74	0.00	2,090,517.12	0.00	1,956,174.74
Fuel, Oil and Lubricants Expenses	5020309000	585,000.00	715,000.00	1,300,000.00	585,000.00	715,000.00	0.00	0.00	1,300,000.00	148,214.56	290,119.93	287,863.70	0.00	726,198.19	108,196.36	330,138.13	180,698.64	0.00	619,033.13	0.00	573,801.81	0.00	107,165.06
Semi-Expendable Machinery and Equipment Expenses	5020321000	0.00	1,395,130.00	1,395,130.00	0.00	1,395,130.00	0.00	0.00	1,395,130.00	1,316.00	494,401.12	(106,201.12)	0.00	389,516.00	0.00	0.00	259,700.00	0.00	259,700.00	0.00	1,005,614.00	0.00	129,816.00
Office Equipment	5020321002	0.00	6,700.00	6,700.00	0.00	6,700.00	0.00	0.00	6,700.00	0.00	7,001.12	(301.12)	0.00	6,700.00	0.00	0.00	6,700.00	0.00	6,700.00	0.00	0.00	0.00	0.00
Information and Communications Technology Equipment	5020321003	0.00	79,400.00	79,400.00	0.00	79,400.00	0.00	0.00	79,400.00	0.00	79,400.00	0.00	0.00	79,400.00	0.00	0.00	79,400.00	0.00	79,400.00	0.00	0.00	0.00	0.00
Disaster Response and Rescue Equipment	5020321008	0.00	65,000.00	65,000.00	0.00	65,000.00	0.00	0.00	65,000.00	0.00	65,000.00	0.00	0.00	65,000.00	0.00	0.00	65,000.00	0.00	65,000.00	0.00	0.00	0.00	0.00
Medical Equipment	5020321010	0.00	935,000.00	935,000.00	0.00	935,000.00	0.00	0.00	935,000.00	0.00	63,000.00	65,500.00	0.00	128,500.00	0.00	0.00	0.00	0.00	0.00	0.00	806,500.00	0.00	128,500.00
Other Machinery and Equipment	5020321099	0.00	309,030.00	309,030.00	0.00	309,030.00	0.00	0.00	309,030.00	1,316.00	290,000.00	(171,400.00)	0.00	108,500.00	0.00	0.00	108,600.00	0.00	108,600.00	0.00	199,114.00	0.00	1,316.00
Other Supplies and Materials Expenses	5020399000	12,644,000.00	(7,855,134.97)	4,788,865.03	12,644,000.00	(7,855,134.97)	0.00	0.00	4,788,865.03	2,417,807.00	1,127,237.00	262,293.00	0.00	3,807,337.00	24,800.00	1,870,617.00	1,396,283.00	0.00	3,291,700.00	0.00	961,528.03	0.00	515,637.00
Utility Expenses	5020400000	2,200,000.00	8,800,000.00	11,000,000.00	2,200,000.00	8,800,000.00	0.00	0.00	11,000,000.00	1,484,182.79	2,917,524.11	3,788,139.56	0.00	8,189,846.46	1,484,182.79	2,917,524.11	3,788,139.56	0.00	8,189,846.46	0.00	2,810,153.54	0.00	0.00
Electricity Expenses	5020402000	2,200,000.00	8,800,000.00	11,000,000.00	2,200,000.00	8,800,000.00	0.00	0.00	11,000,000.00	1,484,182.79	2,917,524.11	3,788,139.56	0.00	8,189,846.46	1,484,182.79	2,917,524.11	3,788,139.56	0.00	8,189,846.46	0.00	2,810,153.54	0.00	0.00
Communication Expenses	5020500000	205,000.00	395,000.00	600,000.00	205,000.00	395,000.00	0.00	0.00	600,000.00	49,240.00	181,000.00	95,400.00	0.00	325,640.00	49,240.00	181,000.00	92,400.00	0.00	322,640.00	0.00	274,360.00	0.00	3,000.00
Telephone Expenses	5020502000	0.00	350,000.00	350,000.00	0.00	350,000.00	0.00	0.00	350,000.00	28,200.00	136,000.00	54,400.00	0.00	218,600.00	28,200.00	136,000.00	54,400.00	0.00	218,600.00	0.00	131,400.00	0.00	0.00
Mobile	5020502001	0.00	350,000.00	350,000.00	0.00	350,000.00	0.00	0.00	350,000.00	28,200.00	136,000.00	54,400.00	0.00	218,600.00	28,200.00	136,000.00	54,400.00	0.00	218,600.00	0.00	131,400.00	0.00	0.00
Internet Subscription Expenses	5020503000	205,000.00	45,000.00	250,000.00	205,000.00	45,000.00	0.00	0.00	250,000.00	21,040.00	45,000.00	41,000.00	0.00	107,040.00	21,040.00	45,000.00	38,000.00	0.00	104,040.00	0.00	142,960.00	0.00	3,000.00
Survey, Research, Exploration and Development Expenses	5020700000	0.00	185,000.00	185,000.00	0.00	185,000.00	0.00	0.00	185,000.00	1,275.00	0.00	0.00	0.00	1,275.00	0.00	0.00	0.00	0.00	1,275.00	0.00	183,725.00	0.00	0.00
Research, Exploration and Development Expenses	5020702000	0.00	185,000.00	185,000.00	0.00	185,000.00	0.00	0.00	185,000.00	1,275.00	0.00	0.00	0.00	1,275.00	0.00	0.00	0.00	0.00	1,275.00	0.00	183,725.00	0.00	0.00
Research, Exploration and Development Expenses	5020702002	0.00	185,000.00	185,000.00	0.00	185,000.00	0.00	0.00	185,000.00	1,275.00	0.00	0.00	0.00	1,275.00	0.00	0.00	0.00	0.00	1,275.00	0.00	183,725.00	0.00	0.00
Professional Services	5021100000	547,000.00	5,633,970.00	6,180,970.00	547,000.00	5,633,970.00	0.00	0.00	6,180,970.00	1,435,127.08	911,125.22	723,093.95	0.00	3,069,346.25	1,435,127.08	911,125.22	723,093.75	0.00	3,069,346.05	0.00	3,111,623.75	0.00	0.20
Auditing Services	5021102000	47,000.00	(47,000.00)	0.00	47,000.00	(47,000.00)	0.00	0.00	0.00	0.00	0.00	0.00	0.00	0.00	0.00	0.00	0.00	0.00	0.00	0.00	0.00	0.00	0.00
Other Professional Services	5021199000	500,000.00	5,680,970.00	6,180,970.00	500,000.00	5,680,970.00	0.00	0.00	6,180,970.00	1,435,127.08	911,125.22	723,093.95	0.00	3,069,346.25	1,435,127.08	911,125.22	723,093.75	0.00	3,069,346.05	0.00	3,111,623.75	0.00	0.20
General Services	5021200000	1,200,000.00	2,799,983.04	3,999,983.04	1,200,000.00	2,799,983.04	0.00	0.00	3,999,983.04	3,999,983.04	0.00	0.00	0.00	3,999,983.04	666,663.84	999,995.76	665,497.18	0.00	2,332,156.78	0.00	0.00	0.00	1,667,826.26
Security Services	5021203000	1,000,000.00	2,999,983.04	3,999,983.04	1,000,000.00	2,999,983.04	0.00	0.00	3,999,983.04	3,999,983.04	0.00	0.00	0.00	3,999,983.04	666,663.84	999,995.76	665,497.18	0.00	2,332,156.78	0.00	0.00	0.00	1,667,826.26
Other General Services	5021299000	200,000.00	(200,000.00)	0.00	200,000.00	(200,000.00)	0.00	0.00	0.00	0.00	0.00	0.00	0.00	0.00	0.00	0.00	0.00	0.00	0.00	0.00	0.00	0.00	0.00
Other General Services	5021299099	200,000.00	(200,000.00)	0.00	200,000.00	(200,000.00)	0.00	0.00	0.00	0.00	0.00	0.00	0.00	0.00	0.00	0.00	0.00	0.00	0.00	0.00	0.00	0.00	0.00
Repairs and Maintenance	5021300000	330,000.00	2,707,856.96	3,037,856.96	330,000.00	2,707,856.96	0.00	0.00	3,037,856.96	638,376.07	478,722.96	1,144,583.94	0.00	2,261,682.97	130,802.81	321,584.22	633,000.00	0.00	1,085,387.03	0.00	776,173.99	0.00	1,176,295.94
Repairs and Maintenance - Buildings and Linear Structures	5021304000	108,000.00	1,107,971.04	1,215,971.04	108,000.00	1,107,971.04	0.00	0.00	1,215,971.04	117,006.78	105,417.00	655,553.02	0.00	877,976.80	93,820.88	128,602.90	6,490.00	0.00	228,913.78	0.00	337,994.24	0.00	649,063.02
Hospitals and Health Centers	5021304003	108,000.00	1,107,971.04																				

Property, Plant and Equipment Outlay	506040000	10,000,000.00	26,000,000.00	36,000,000.00	10,000,000.00	0.00	0.00	26,000,000.00	36,000,000.00	4,762,541.81	20,338,976.02	8,207,620.20	0.00	33,309,138.03	0.00	3,343,759.59	7,048,305.32	0.00	10,392,064.91	0.00	2,690,861.97	0.00	22,917,073.12
Buildings and Other Structures	506040400	0.00	12,000,000.00	12,000,000.00	0.00	0.00	0.00	2,000,000.00	12,000,000.00	4,762,541.81	4,516,984.02	30,213.15	0.00	9,309,738.98	0.00	3,343,759.59	3,348,305.32	0.00	6,692,064.91	0.00	2,690,261.02	0.00	2,617,674.07
Hospitals and Health Centers	506040403	0.00	12,000,000.00	12,000,000.00	0.00	0.00	0.00	2,000,000.00	12,000,000.00	4,762,541.81	4,516,984.02	30,213.15	0.00	9,309,738.98	0.00	3,343,759.59	3,348,305.32	0.00	6,692,064.91	0.00	2,690,261.02	0.00	2,617,674.07
Machinery and Equipment Outlay	506040500	10,000,000.00	14,000,000.00	24,000,000.00	10,000,000.00	(10,000,000.00)	0.00	24,000,000.00	24,000,000.00	0.00	15,821,992.00	8,177,407.05	0.00	23,999,399.05	0.00	0.00	3,700,000.00	0.00	3,700,000.00	0.00	600.95	0.00	20,299,399.05
Medical Equipment	506040511	10,000,000.00	14,000,000.00	24,000,000.00	10,000,000.00	(10,000,000.00)	0.00	24,000,000.00	24,000,000.00	0.00	15,821,992.00	8,177,407.05	0.00	23,999,399.05	0.00	0.00	3,700,000.00	0.00	3,700,000.00	0.00	600.95	0.00	20,299,399.05
B. AUTOMATIC APPROPRIATIONS		12,795,000.00	0.00	12,795,000.00	12,795,000.00	0.00	0.00	0.00	12,795,000.00	3,600,949.61	2,472,881.88	5,006,405.75	0.00	11,080,237.24	3,498,308.05	2,575,523.44	5,006,405.75	0.00	11,080,237.24	0.00	1,714,762.76	0.00	0.00
Retirement and Life Insurance Premiums		12,795,000.00	0.00	12,795,000.00	12,795,000.00	0.00	0.00	0.00	12,795,000.00	3,600,949.61	2,472,881.88	5,006,405.75	0.00	11,080,237.24	3,498,308.05	2,575,523.44	5,006,405.75	0.00	11,080,237.24	0.00	1,714,762.76	0.00	0.00
C. SPECIAL PURPOSE FUNDS		0.00	20,133,067.81	20,133,067.81	0.00	0.00	0.00	20,133,067.81	20,133,067.81	0.00	0.00	19,844,384.61	0.00	19,844,384.61	0.00	0.00	17,937,144.29	0.00	17,937,144.29	0.00	288,683.20	0.00	1,907,240.32
Contingent Fund		0.00	5,548,764.43	5,548,764.43	0.00	0.00	0.00	5,548,764.43	5,548,764.43	0.00	0.00	5,260,081.23	0.00	5,260,081.23	0.00	0.00	3,352,840.91	0.00	3,352,840.91	0.00	288,683.20	0.00	1,907,240.32
Professional Services	502110000	0.00	2,080,468.98	2,080,468.98	0.00	0.00	0.00	2,080,468.98	2,080,468.98	0.00	0.00	1,907,240.32	0.00	1,907,240.32	0.00	0.00	0.00	0.00	0.00	0.00	173,228.66	0.00	1,907,240.32
Other Professional Services	502119900	0.00	2,080,468.98	2,080,468.98	0.00	0.00	0.00	2,080,468.98	2,080,468.98	0.00	0.00	1,907,240.32	0.00	1,907,240.32	0.00	0.00	0.00	0.00	0.00	0.00	173,228.66	0.00	1,907,240.32
Other Maintenance and Operating Expenses	502990000	0.00	3,468,295.45	3,468,295.45	0.00	0.00	0.00	3,468,295.45	3,468,295.45	0.00	0.00	3,352,840.91	0.00	3,352,840.91	0.00	0.00	3,352,840.91	0.00	3,352,840.91	0.00	115,454.54	0.00	0.00
Other Maintenance and Operating Expenses	502999900	0.00	3,468,295.45	3,468,295.45	0.00	0.00	0.00	3,468,295.45	3,468,295.45	0.00	0.00	3,352,840.91	0.00	3,352,840.91	0.00	0.00	3,352,840.91	0.00	3,352,840.91	0.00	115,454.54	0.00	0.00
Miscellaneous Personnel Benefits Fund		0.00	14,584,303.38	14,584,303.38	0.00	0.00	0.00	14,584,303.38	14,584,303.38	0.00	0.00	14,584,303.38	0.00	14,584,303.38	0.00	0.00	14,584,303.38	0.00	14,584,303.38	0.00	0.00	0.00	0.00
Other Compensation	501020000	0.00	3,699,985.20	3,699,985.20	0.00	0.00	0.00	3,699,985.20	3,699,985.20	0.00	0.00	3,699,985.20	0.00	3,699,985.20	0.00	0.00	3,699,985.20	0.00	3,699,985.20	0.00	0.00	0.00	0.00
Other Bonuses and Allowances		0.00	3,699,985.20	3,699,985.20	0.00	0.00	0.00	3,699,985.20	3,699,985.20	0.00	0.00	3,699,985.20	0.00	3,699,985.20	0.00	0.00	3,699,985.20	0.00	3,699,985.20	0.00	0.00	0.00	0.00
Performance Based Bonus - Civilian	501029904	0.00	3,699,985.20	3,699,985.20	0.00	0.00	0.00	3,699,985.20	3,699,985.20	0.00	0.00	3,699,985.20	0.00	3,699,985.20	0.00	0.00	3,699,985.20	0.00	3,699,985.20	0.00	0.00	0.00	0.00
Other Personnel Benefits	501040000	0.00	10,884,318.18	10,884,318.18	0.00	0.00	0.00	10,884,318.18	10,884,318.18	0.00	0.00	10,884,318.18	0.00	10,884,318.18	0.00	0.00	10,884,318.18	0.00	10,884,318.18	0.00	0.00	0.00	0.00
Other Personnel Benefits	501049909	0.00	10,884,318.18	10,884,318.18	0.00	0.00	0.00	10,884,318.18	10,884,318.18	0.00	0.00	10,884,318.18	0.00	10,884,318.18	0.00	0.00	10,884,318.18	0.00	10,884,318.18	0.00	0.00	0.00	0.00
GRAND TOTAL		226,853,000.00	116,625,833.81	343,478,833.81	226,853,000.00	47,706,000.00	0.00	68,919,833.81	343,478,833.81	64,065,150.59	92,550,893.06	95,699,916.32	0.00	252,315,959.97	48,858,619.14	72,308,438.01	94,550,964.04	0.00	215,718,021.19	0.00	91,162,873.84	0.00	35,597,938.78


Certified Correct:


UBAY MARK ANGELO MENOR
 Administrative Officer
 Date: 2021-10-08 11:51:37


Certified Correct:


CARIAGA CHOHAN MAYS HURTADO
 Accountant II
 Date: 2021-10-08 11:51:37

Recommending Approval:


BAYANI BRENDA BULUT
 Planning Officer
 Date: 2021-10-08 13:30:02

Approved By:


LUBO MARLENE LIBATIQUE
 Medical Center Chief
 Date: 2021-10-08 13:34:48