


(For Off-Budgetary Funds)


Department : Department of Health (DOH)
 Agency/Entity : Office of the Secretary
 Operating Unit : Far North Luzon General Hospital and Training Center
 Organization Code : 13 001 1400023
 Fund Cluster : 05 Internally Generated Funds
 (e.g. UACS Fund Cluster: 05-Internally Generated Funds and 06-Business Related Funds)

Particulars	UACS CODE	Approved Budget			Utilizations					Disbursements				Balances			
		Approved Budgeted Revenue	Adjustments (Reductions, Modifications/ Augmentations)	Adjusted Budgeted Revenue	1st Quarter Ending March 31	2nd Quarter Ending June 30	3rd Quarter Ending Sept. 30	4th Quarter Ending Dec. 31	Total	1st Quarter Ending March 31	2nd Quarter Ending June 30	3rd Quarter Ending Sept. 30	4th Quarter Ending Dec. 31	TOTAL	Unutilized Budget	Unpaid Obligations (10-15)=(17+18)	
																Due and Demandable	Not Yet Due and Demandable
1	2	3	4	5=[(3+(-)4)]	6	7	8	9	10=(6+7+8+9)	11	12	13	14	15=(11+12+13+14)	16=(5-10)	17	18
Operations	3000000000000000	77,174,000.00	10,000,000.00	87,174,000.00	20,039,364.62	5,839,839.81	33,544,354.63	0.00	59,423,559.06	3,548,357.85	9,231,135.03	15,617,894.05	0.00	28,397,386.93	27,750,440.94	0.00	31,026,172.13
OO - Access to curative and rehabilitative health care services improved	3200000000000000	77,174,000.00	10,000,000.00	87,174,000.00	20,039,364.62	5,839,839.81	33,544,354.63	0.00	59,423,559.06	3,548,357.85	9,231,135.03	15,617,894.05	0.00	28,397,386.93	27,750,440.94	0.00	31,026,172.13
HEALTH FACILITIES OPERATION PROGRAM	3201000000000000	77,174,000.00	10,000,000.00	87,174,000.00	20,039,364.62	5,839,839.81	33,544,354.63	0.00	59,423,559.06	3,548,357.85	9,231,135.03	15,617,894.05	0.00	28,397,386.93	27,750,440.94	0.00	31,026,172.13
CURATIVE HEALTH CARE SUB-PROGRAM	3201010000000000	77,174,000.00	10,000,000.00	87,174,000.00	20,039,364.62	5,839,839.81	33,544,354.63	0.00	59,423,559.06	3,548,357.85	9,231,135.03	15,617,894.05	0.00	28,397,386.93	27,750,440.94	0.00	31,026,172.13
Operations of DOH Regional Hospitals and Other Health Facilities	320110100003000	77,174,000.00	10,000,000.00	87,174,000.00	20,039,364.62	5,839,839.81	33,544,354.63	0.00	59,423,559.06	3,548,357.85	9,231,135.03	15,617,894.05	0.00	28,397,386.93	27,750,440.94	0.00	31,026,172.13
PS		600,000.00	0.00	600,000.00	0.00	0.00	0.00	0.00	0.00	0.00	0.00	0.00	0.00	0.00	600,000.00	0.00	0.00
MOOE		57,280,500.00	0.00	57,280,500.00	18,980,522.62	5,189,099.81	19,288,610.07	0.00	43,458,232.50	3,327,397.85	8,959,935.03	14,779,277.04	0.00	27,066,609.92	13,822,267.50	0.00	16,391,622.58
CO		19,293,500.00	10,000,000.00	29,293,500.00	1,058,842.00	650,740.00	14,255,744.56	0.00	15,965,326.56	220,960.00	271,200.00	838,617.01	0.00	1,330,777.01	13,328,173.44	0.00	14,634,549.55
Sub-Total, Operations		77,174,000.00	10,000,000.00	87,174,000.00	20,039,364.62	5,839,839.81	33,544,354.63	0.00	59,423,559.06	3,548,357.85	9,231,135.03	15,617,894.05	0.00	28,397,386.93	27,750,440.94	0.00	31,026,172.13
PS		600,000.00	0.00	600,000.00	0.00	0.00	0.00	0.00	0.00	0.00	0.00	0.00	0.00	0.00	600,000.00	0.00	0.00
MOOE		57,280,500.00	0.00	57,280,500.00	18,980,522.62	5,189,099.81	19,288,610.07	0.00	43,458,232.50	3,327,397.85	8,959,935.03	14,779,277.04	0.00	27,066,609.92	13,822,267.50	0.00	16,391,622.58
FinEx (if Applicable)		0.00	0.00	0.00	0.00	0.00	0.00	0.00	0.00	0.00	0.00	0.00	0.00	0.00	0.00	0.00	0.00
CO		19,293,500.00	10,000,000.00	29,293,500.00	1,058,842.00	650,740.00	14,255,744.56	0.00	15,965,326.56	220,960.00	271,200.00	838,617.01	0.00	1,330,777.01	13,328,173.44	0.00	14,634,549.55
GRAND TOTAL		77,174,000.00	10,000,000.00	87,174,000.00	20,039,364.62	5,839,839.81	33,544,354.63	0.00	59,423,559.06	3,548,357.85	9,231,135.03	15,617,894.05	0.00	28,397,386.93	27,750,440.94	0.00	31,026,172.13
PS		600,000.00	0.00	600,000.00	0.00	0.00	0.00	0.00	0.00	0.00	0.00	0.00	0.00	0.00	600,000.00	0.00	0.00
MOOE		57,280,500.00	0.00	57,280,500.00	18,980,522.62	5,189,099.81	19,288,610.07	0.00	43,458,232.50	3,327,397.85	8,959,935.03	14,779,277.04	0.00	27,066,609.92	13,822,267.50	0.00	16,391,622.58
FinEx (if Applicable)		0.00	0.00	0.00	0.00	0.00	0.00	0.00	0.00	0.00	0.00	0.00	0.00	0.00	0.00	0.00	0.00
CO		19,293,500.00	10,000,000.00	29,293,500.00	1,058,842.00	650,740.00	14,255,744.56	0.00	15,965,326.56	220,960.00	271,200.00	838,617.01	0.00	1,330,777.01	13,328,173.44	0.00	14,634,549.55


Certified Correct:


 MARK ANGELO M. UBAY
 Administrative Officer II
 Date: 05-Oct


Certified Correct:


 CHOHAN MAYE H. CARIAGA
 Accountant III
 Date: 05-Oct

Recommending Approval


 BRENDA B. BAYANI
 Supervising Administrative Officer
 Date: 05-Oct

Approved By:


 MARLENE L. LUNO, MD, FPPS, MHA
 Medical Center Chief I
 Date: 05-Oct