



QUARTERLY REPORT OF REVENUE AND OTHER RECEIPTS
As at the Quarter Ending September 30, 2019


Department : Department of Health (DOH)
 Agency : Office of the Secretary
 Operating Unit : Far North Luzon General Hospital and Training Center
 Organization Code : 13 001 1400023
 Fund Cluster : 05 - Internally Generated Funds

Classification/Sources of Revenue and Other Receipts	UACS CODE	REVENUE TARGET (Annual) per BESF	Actual Revenue and Other Receipts Collections					Cumulative Remittance/Deposits to Date			Variance		B/F
			1st Quarter Ending March 31	2nd Quarter Ending June 30	3rd Quarter Ending Sept. 30	4th Quarter Ending Dec. 31	Total	Remittance to BTr	Deposited with AGDS	TOTAL	Amount	%	
1	2	3	4	5	6	7	8=[(6+(-7))-8+9]	9	10	11=(9+10)	12=(9-3)	13=(12/3)	14
Internally Generated Funds		110,944,449.53	25,376,905.23	27,912,329.93	8,913,642.75	0.00	62,202,877.91	88,637.60	13,699,762.46	13,788,400.06	(48,741,571.62)	-44 %	
Revenue Collections		110,944,449.53	25,376,905.23	27,912,329.93	8,913,642.75	0.00	62,202,877.91	88,637.60	13,699,762.46	13,788,400.06	(48,741,571.62)	-44 %	
Cash Receipts		110,944,449.53	25,376,905.23	27,912,329.93	8,913,642.75	0.00	62,202,877.91	88,637.60	13,699,762.46	13,788,400.06	(48,741,571.62)	-44 %	
Non-Tax		110,944,449.53	25,376,905.23	27,912,329.93	8,913,642.75	0.00	62,202,877.91	88,637.60	13,699,762.46	13,788,400.06	(48,741,571.62)	-44 %	
Certification Fees	4020104002	414,140.68	37,150.00	84,045.00	35,092.60	0.00	62,202,877.91	88,637.60	13,699,762.46	13,788,400.06	(48,741,571.62)	-44 %	
Drugs and Medicines	4020217061	33,770,449.53	9,885,819.01	9,681,013.02	2,153,391.91	0.00	21,520,220.94	0.00	0.00	88,637.60	(277,853.08)	-67 %	
Medical Supplies	4020217002	1,576,453.01	2,054,000.76	2,402,952.69	599,019.23	0.00	5,055,972.68	0.00	3,055,129.87	3,055,129.87	(12,250,228.59)	-36 %	
Medical Fees - Operating Room	4020217003	517,937.30	43,024.30	51,572.68	24,839.45	0.00	119,536.43	0.00	948,419.38	948,419.38	3,479,518.67	221 %	
Medical Fees - Radiology	4020217004	3,972,979.81	2,328,860.63	2,680,543.42	1,174,260.48	0.00	6,183,664.53	0.00	3,990.00	3,990.00	(488,400.87)	-81 %	
Medical Fees - Laboratory	4020217005	8,643,264.11	5,465,628.55	6,616,194.21	1,982,570.16	0.00	14,064,392.92	0.00	1,085,196.66	1,085,196.66	3,110,684.92	101 %	
Medical Fees - Hemodialysis	4020217006	553,983.78	6,375.40	6,922.10	96,969.85	0.00	110,266.35	0.00	4,730,969.50	4,730,969.50	5,421,128.81	63 %	
Other Fees	4020217098	82,295,241.51	5,756,048.58	6,407,911.40	2,789,153.56	0.00	14,953,114.64	0.00	116,641.75	116,641.75	(443,717.43)	-80 %	
Interest on NG Deposits	4020221001	0.00	0.00	1,175.41	1,175.41	0.00	2,350.82	0.00	3,702,344.30	3,702,344.30	(47,342,126.87)	-78 %	
Medical Fees - Pulmonary Services	4020217010	0.00	0.00	0.00	57,071.00	0.00	57,071.00	0.00	0.00	0.00	2,350.82	0 %	
TOTAL		110,944,449.53	25,376,905.23	27,912,329.93	8,913,642.75	0.00	62,202,877.91	88,637.60	13,699,762.46	13,788,400.06	(48,741,571.62)	-44 %	

Certified Correct: 
CHOHAN MAYEH, CARIAGA, CPA
 Accountant III

Date: 2019-10-09 12:09:04.0

Recommending Approval:

BRENDA BULUT-BAYANI
 Supervising Admin Officer
 Date: 2019-10-09 12:10:19.0

Approved By:

LUBO MARLENE LIBATIQUE
 Medical Center Chief
 Date: 2019-07-10 16:02:31.0